

# VitalStats

Public Higher Education 2012



# VitalStats

Public Higher Education **2012**

The Council on Higher Education (CHE) is an independent statutory body established by the Higher Education Act, no. 101 of 1997 (amended). The CHE is the Quality Council for Higher Education, advises the Minister of Higher Education and Training on all higher education issues and is responsible for quality assistance and promotion through the Higher Education Quality Committee.

Published by the Council on Higher Education in 2014

1 Quintin Brand Street  
Persequor Technopark  
Brummeria  
Pretoria  
South Africa  
+27 12 349 3840  
[www.che.ac.za](http://www.che.ac.za)

© Council on Higher Education, Pretoria, 2014

All rights reserved. Material from this publication may be reproduced with the appropriate acknowledgement to the CHE.

ISBN: 978-1-919856-95-7

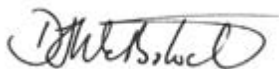
# Foreword

*VitalStats: Public Higher Education, 2012* is the third publication in the Council on Higher Education (CHE) series, which provides recent, audited and useful information on the higher education sector. As with previous editions, *VitalStats 2012* includes key data in an easy-to-use format for monitoring and evaluation by researchers and other interested stakeholders.

This edition of *VitalStats* contains data covering the period 2007 to 2012 – the latest year for which audited data is available for the sector. This edition includes a new section containing financial and research data on the public sector. Most of the graphs are based on data from the Higher Education Management Information System (HEMIS) and the CHE expresses its appreciation to the Department of Higher Education and Training (DHET) (especially Jean Skene, Rian Cilliers and Brenda Swart) for collecting and extracting this data on our behalf and for providing financial and research data. The CHE is also grateful to Statistics South Africa for relevant population data and to the National Student Financial Aid Scheme (NSFAS) for financial data that we have included in some graphs. Efforts to expand the publication to include reliable data on the private sector are still underway.

As in previous editions, the publication starts with a glossary, based on HEMIS definitions, and it includes some brief explanations of the financial data. The first four sections of the publication consider student data, focused respectively on overall enrolments and completions; and then enrolments and completions by qualification type; by field of study, and finally by institutional type. The fifth section of the publication provides data on staffing at public universities and the sixth section covers a study of the cohort of students who entered diploma and degree studies in 2007, tracking their respective throughput rates. In previous editions only undergraduate qualifications were included; this edition, however, includes cohort studies at postgraduate level. Owing to the different mode of study (distance and often part-time) at the University of South Africa (UNISA), which impacts on the time it takes a student to graduate, statistics for that university have been excluded in this section (as indicated on the relevant graphs). The CHE would like to thank Charles Sheppard for compiling the cohort studies for this publication. The final section of *VitalStats* is the new addition on financial and research data.

The CHE welcomes any suggestions or requests for additional copies of the publication. Please direct these to Genevieve Simpson at [Simpson.g@che.ac.za](mailto:Simpson.g@che.ac.za). The publication can also be downloaded from the CHE website ([www.che.ac.za](http://www.che.ac.za)). The role of the Monitoring and Evaluation Directorate staff, particularly Michael Gordon, in developing *VitalStats* is greatly appreciated.



Dr Denyse Webbstock  
Director: Monitoring and Evaluation



# Definitions

## **Block grant**

State subsidy to universities is divided into block and earmarked grants. Block grants are consolidated into a single transfer and the funds can be used for any legitimate university purpose. Currently block grants have four components: teaching input (based on enrolments), teaching output (based on graduations), research output (based on approved publications and research masters and doctoral graduations) and institutional factors (based on institution size and proportion of historically disadvantaged student numbers).

## **Classification of Educational Subject Matter or CESM categories**

A set of classifications aiming to provide a single coherent system for categorising subject matter irrespective of the level of instruction or type of institution. For a list of first-order CESM categories, see Appendix 2.

## **Cohort**

The first-time entry students in a particular year who have enrolled for a three or four-year higher education programme.

## **Comprehensive Universities (Comp)**

This refers to institutions that offer the full spectrum of programmes, including vocational, professional and general formative programmes at both undergraduate and postgraduate levels.

## **Contact mode of delivery**

This refers to courses involving personal interaction with institutional teachers or institutional supervisors, through lectures, tutorials, seminars, practicals, supervision, or other forms of required work, which occurs at the institution's premises or at a site of delivery of the institution.

## **Distance mode of delivery**

This refers to courses where the interaction with institutional teachers or institutional supervisors is undertaken remotely through the use of correspondence, telematics, or the internet.

## **Earmarked funding**

State subsidy to universities is divided into block and earmarked grants. Earmarked funds must be spent on the purposes for which they are designated. In recent years, some of the categories for earmarked provision have been interest and redemption of government loans, infrastructure, teaching development, research development, foundation courses, clinical training of health professionals and veterinary science.

## **Field of study**

Enrolments are divided into four broad fields or areas of study, calculated by aggregating enrolments by CESM category as below. For a description of each CESM category, see Appendix 2:

- Science, Engineering and Technology (SET): CESM 01, 02, 06, 08, 09, 10, 13, 14, 15 & 16
- Business & Commerce (B&C): CESM 04
- Humanities (Hum): CESM 03, 05, 11, 12, 17, 18, 19 & 20
- Education (Ed): CESM 07

## **FTE**

Full-time equivalent (FTE) student enrolments are calculated (a) by assigning to each course a fraction representing the weighting it has in the curriculum of a qualification, and (b) by multiplying the headcount enrolment of that course by this fraction. FTE staff numbers are calculated in a similar way.

### **Gross Domestic Product (GDP)**

This is the total market value of all goods and services produced in a country in a given year. The GDP includes all consumer, investment and government economic activity during that year. The value of exports is added to GDP and the value of imports is subtracted.

### **Headcount**

The total number of students enrolled at each institution whether as full-time, part-time or occasional students.

### **National Student Financial Aid Scheme (NSFAS)**

NSFAS is the South African government student loan and bursary scheme that provides loans and bursaries to students at public universities and colleges.

### **Nominal and real funding**

Nominal funding refers to the actual amount of money given to a specific activity in Rand value for that specific year. Real funding relates the funding of a particular year relative to a base year, taking inflation into account. Real funding allows for a comparison of purchasing power over time as increases and decreases are compared to the base year.

### **Occasional student**

This is a person who satisfies the statutory requirements for entry into a formally approved qualification offered by the institution and who is effectively registered for an approved course, but who is not registered for an approved qualification. It includes persons enrolled for non-degree purposes.

### **Participation rate or Gross Enrolment Ratios (GER)**

This is total headcount enrolment over the national population of 20–24 years' old, calculated as a percentage. The term used by the Department of Higher Education and Training is "participation rate". The National Plan for Higher Education (Department of Education: 2001) explains that: "The participation rate is calculated using the UNESCO standard, as the percentage of 20–24-year olds of the general population enrolled in higher education."

### **Percentage accumulative (for Cohort Study)**

This indicates (in the relevant graphs) the total number of students of a particular first-time entering cohort who have graduated or dropped out up to that point. It includes all the students of that cohort who have graduated or dropped out in previous years.

### **Percentage non-accumulative (for Cohort Study)**

This indicates (in the relevant graphs) the total number of students of a particular first-time entering cohort who have graduated or dropped out in that particular year. It does not include the students of that cohort who have graduated or dropped out in previous years.

### **Permanent employee**

A person is classified as a permanent staff member if he/she contributes to an approved retirement fund of the institution.

### Personnel categories

The personnel category indicates the type of duties to be undertaken in a position that a staff member occupies in the institution, and the qualifications and experience normally required by the incumbent of that position. The duties, qualifications and experience referred to relate to those of the position. The personnel categories are:

***Instruction/research professional (Academic):*** A position in which (a) at least 50% of time is spent on instruction and/or research activities, and (b) where the position requires a higher education qualification equivalent to at least four years of higher education study.

***Executive/administrative/managerial professional (Senior Management):*** A position in which (a) the primary function is the management of the institution or one of its major divisions or sections, and (b) the position requires an educational attainment equivalent to at least four years of higher education study.

***Non-professional administration (Administrative):*** A position in which (a) the primary function is clerical, secretarial or administrative duties, and (b) an educational attainment equivalent to four years of higher education study is not required.

***Service staff:*** A group of staff for whom the primary function comprises unskilled activities.

### Postgraduate

Postgraduate qualifications include Postgraduate Diplomas and Honours, Masters and Doctoral degrees.

### Qualification

A qualification is the certificate, diploma or degree that an institution awards to a student on the successful completion of an accredited programme of study of 120 credits or more.

### Qualification types

This refers to the different types of certificates, diplomas and degrees offered by higher education institutions that conform to the specifications for nine such types on the Higher Education Qualifications Sub-Framework (HEQSF). An explanation of the types of qualifications and requirements for the awarding of the qualification can be found in the HEQSF.

### Research development grant (RDG)

The RDG is part of the earmarked funding budget that the state provides to public universities for the purpose of developing research capacity at the institution. Institutional research output targets are used when calculating the funds available for RDGs, but the formula used means that if some institutions produce above their target, the total amount for RDGs decreases, thus reducing the value of the RDG unit. Plans for spending RDGs need to be approved by the DHET before the funds are paid to the institution.

### Research output unit (RO)

The research output unit is a proxy for the amount of research produced, calculated for subsidy purposes. Public universities accrue research output units based on the number of publications and graduate outputs produced in a specific year. *The Policy and procedures for measurement of research output of public higher education institutions (2003)* determines the number of units awarded for different recognised publication types.



### **Staff members**

A staff member is a person who is either compensated by the institution by pay or other means for services rendered, or who, while not being paid or compensated by the institution, performs services that relate to the institution's normal activities and those activities that would otherwise have been performed by staff receiving compensation from the institution.

### **Student : staff ratio**

This refers to the average number of students per academic staff member and gives an indication of the average teaching load carried by each academic staff member. It is calculated by dividing the number of FTE academic staff by the number of FTE students.

### **Student success rates**

The success rate refers to the total number of courses passed by students in a given academic year relative to course enrolments. It is calculated by dividing the total number of FTE degree credits (courses completed) by FTE enrolments. These calculations, for a programme or for an institution as a whole, produce weighted average success rates.

### **Temporary employee**

All staff members who do not contribute to an approved retirement fund of the institution are classified as having temporary employment status.

### **Third stream income**

This refers to all university income derived from sources other than state subsidy or student tuition fees. It is also sometimes called private income. Sources of third stream income are diverse and can include donations or endowments; money earned through contract research or entrepreneurial activity, and income from investments.

### **Throughput rates**

The throughput rate calculates the number of first-time entry undergraduate students of a specific cohort of a specific year who have graduated either within the minimum time, or up to two years beyond the minimum time, to the number of students in the baseline enrolments of that cohort. Throughput rates are reflected in the section on cohort studies.

### **Traditional Universities (Trad)**

This refers to institutions that offer a broad range of general formative and professional programmes at both undergraduate and postgraduate levels.

### **Undergraduate**

A student engaged in an undergraduate qualification at a university, namely a first or entry qualification, including certain certificate programmes, diplomas and Bachelor degrees.

### **Universities of Technology (UoT)**

This refers to institutions (previously called Technikons) that offer a range of programmes that are vocationally and/or professionally-orientated, primarily at the undergraduate level.

### **Weighted research output**

Research funding for public universities is based on research output units accrued by an institution in a specific year. Units are awarded based on the number of publications an institution produces as well as the number of research masters and doctoral graduates in that year. When calculating weighted research output for the given year, the number of doctoral graduates is multiplied by three, while the units for publications and research masters graduates are multiplied by one.

# STUDENT ENROLMENT AND COMPLETION DATA






Figure 1 Headcount enrolments by race from 2007 to 2012\*

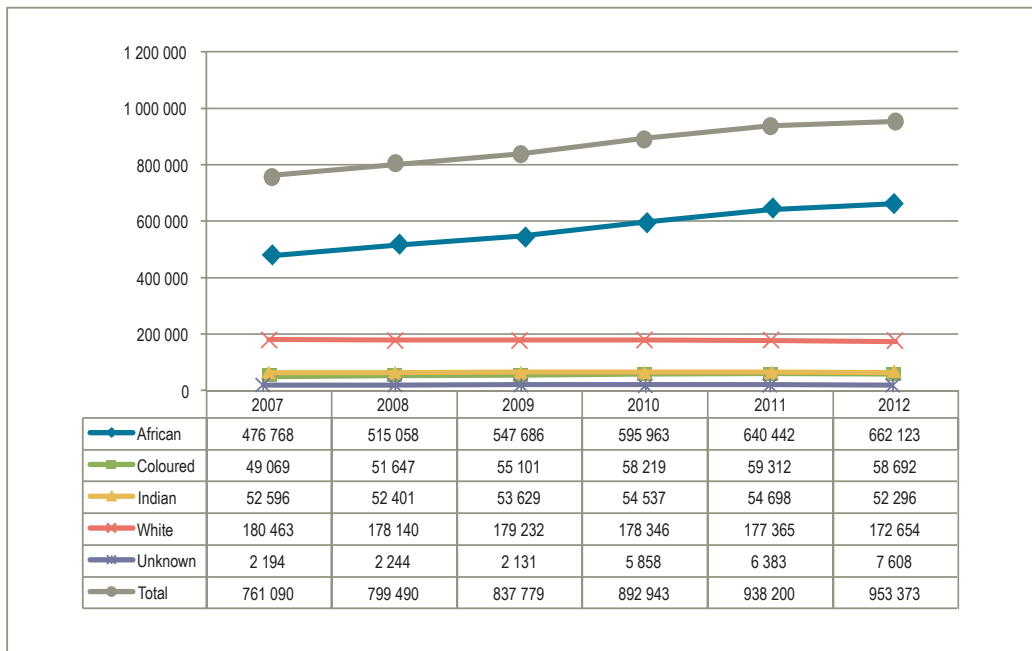


Figure 2 Headcount enrolments by gender from 2007 to 2012



\* The Unknown category is not always displayed, but not omitted. Rounded off percentages may not always add up to 100%. The most recent HEMIS data in this section was extracted by DHET in December 2013.

Figure 3 Headcount enrolments as a proportional comparison to population headcount by race from 2007 to 2012

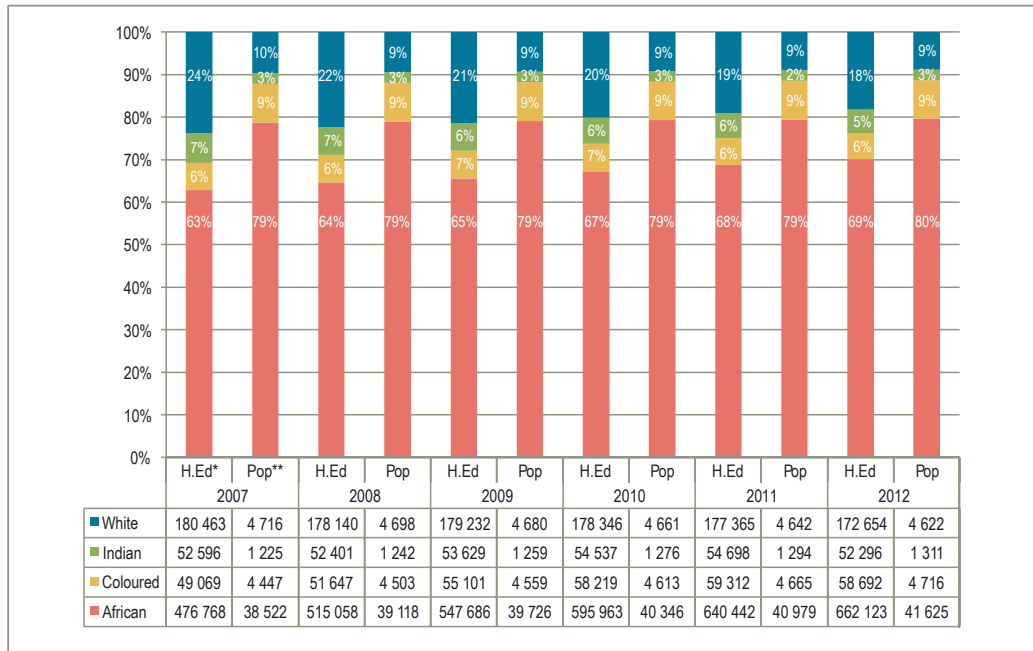


Figure 4 Headcount enrolments as a proportional comparison to population headcount by gender from 2007 to 2012



\* Higher Education.

\*\* Population numbers are in thousands.

Figure 5 Participation rates by race from 2007 to 2012

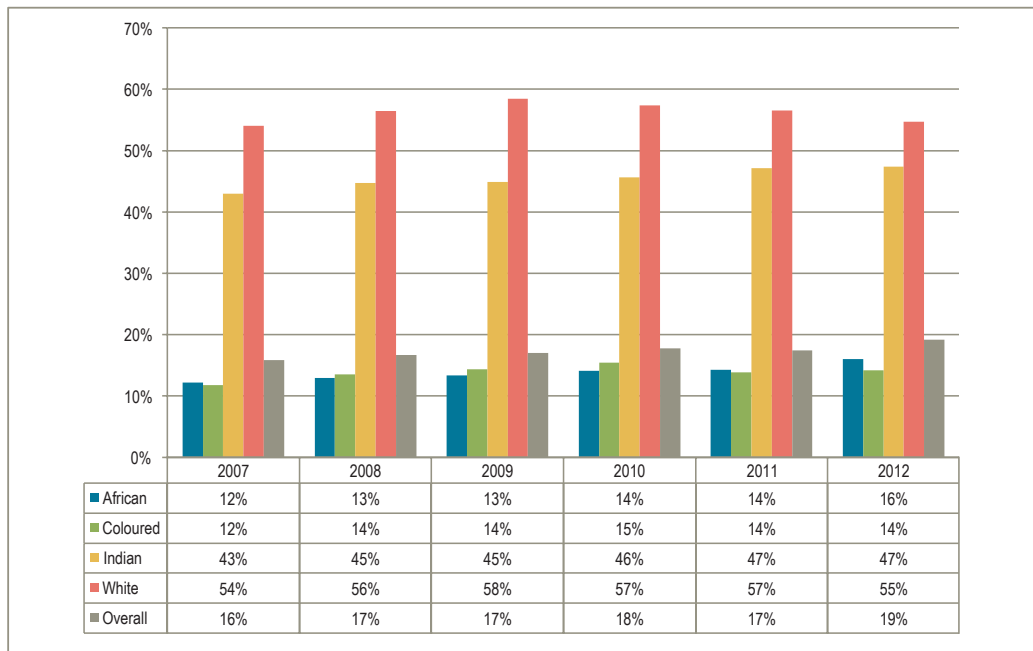


Figure 6 Participation rates by gender from 2007 to 2012

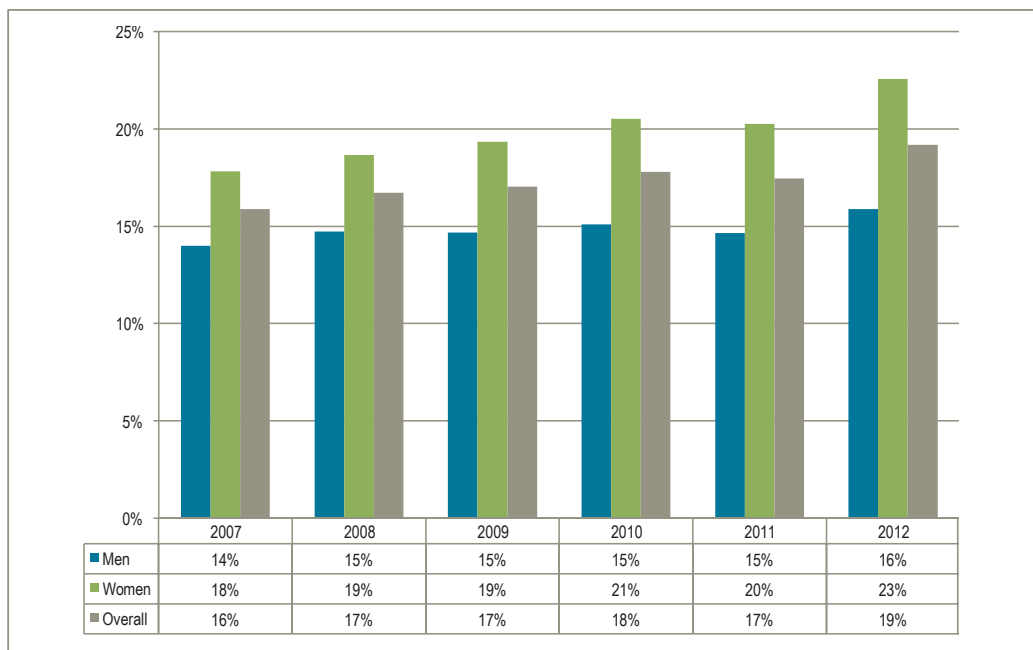


Figure 7 Headcount enrolments by age group from 2007 to 2012

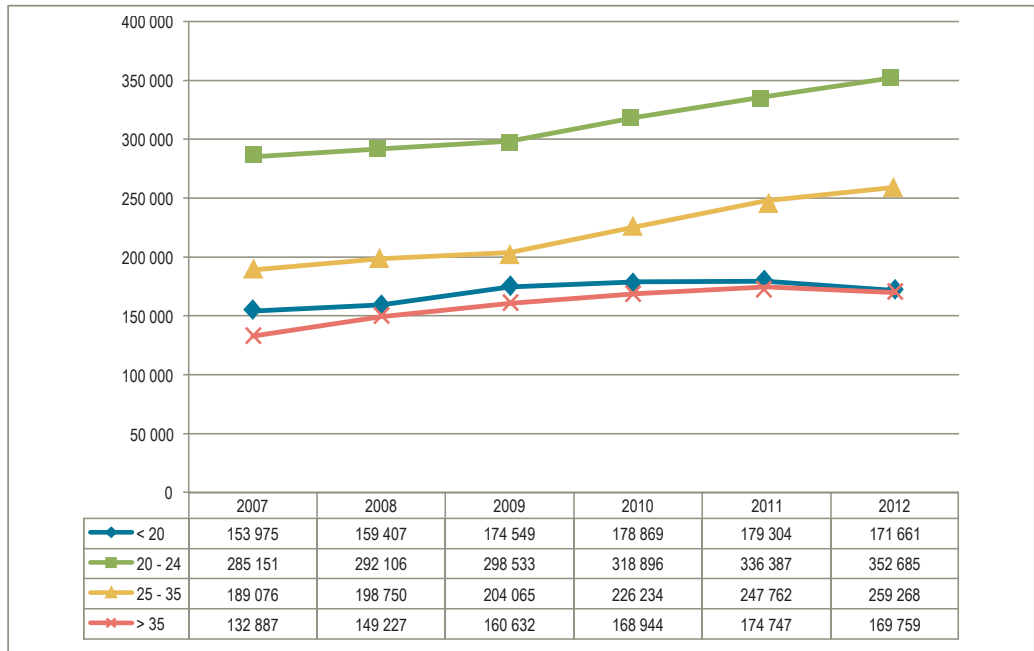


Figure 8 Headcount graduates by age group from 2007 to 2012

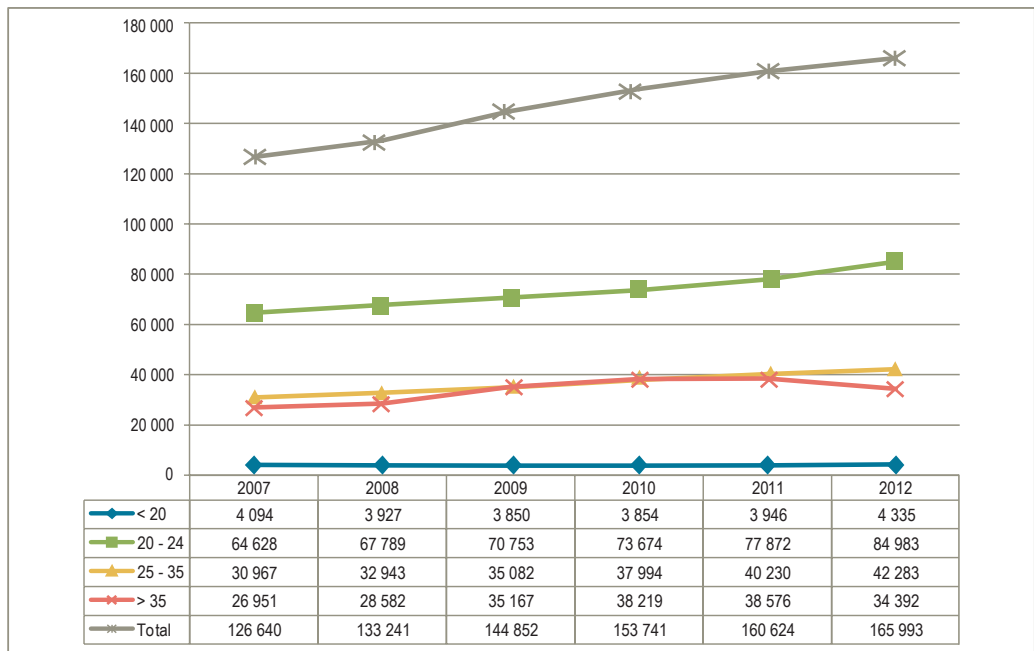


Figure 9 Headcount enrolments of all non-South African students from 2007 to 2012

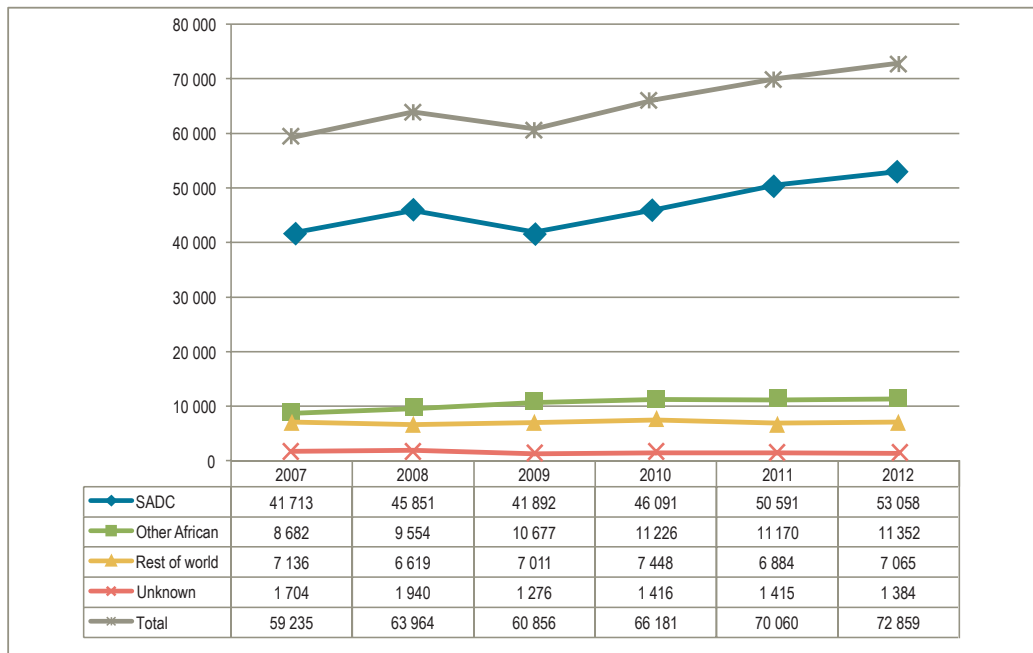


Figure 10 Headcount graduates of all non-South African students from 2007 to 2012

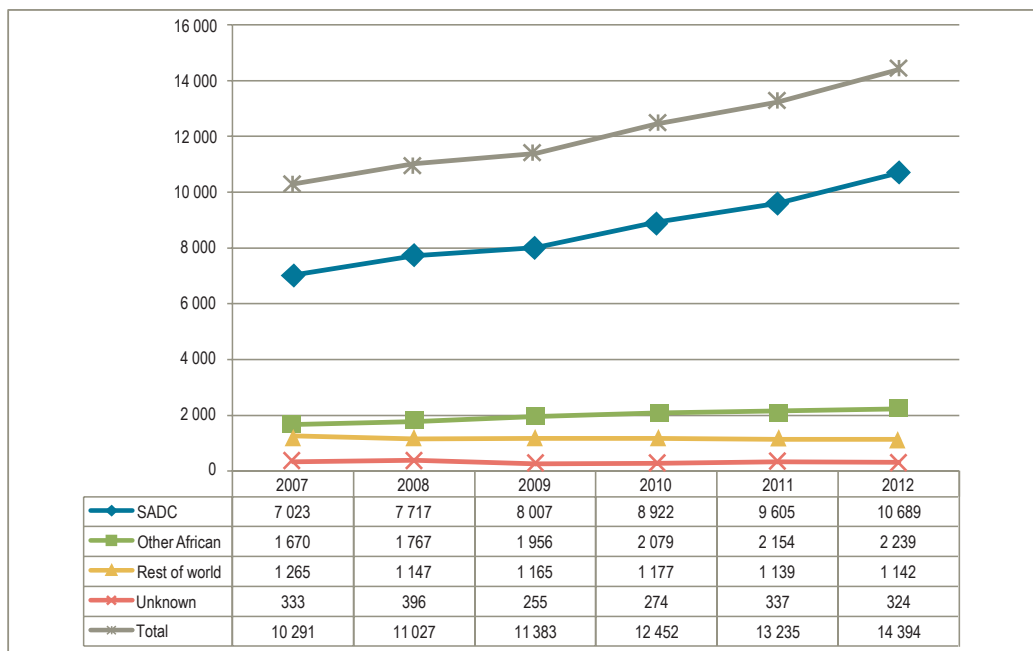




Figure 11 Headcount enrolments by mode of delivery from 2007 to 2012

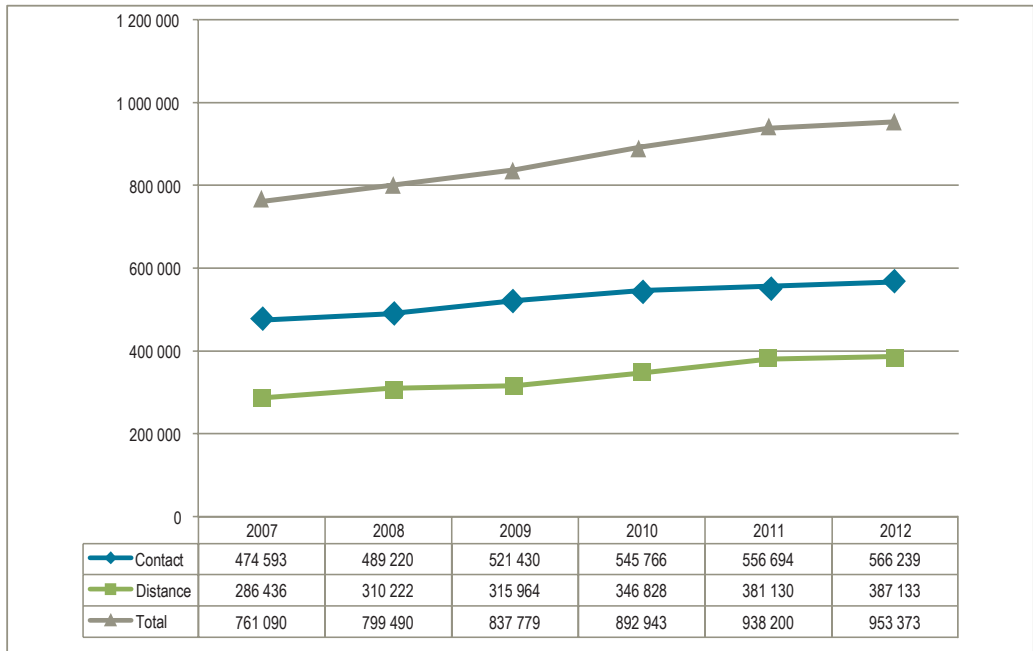


Figure 12 Headcount graduates by mode of delivery from 2007 to 2012

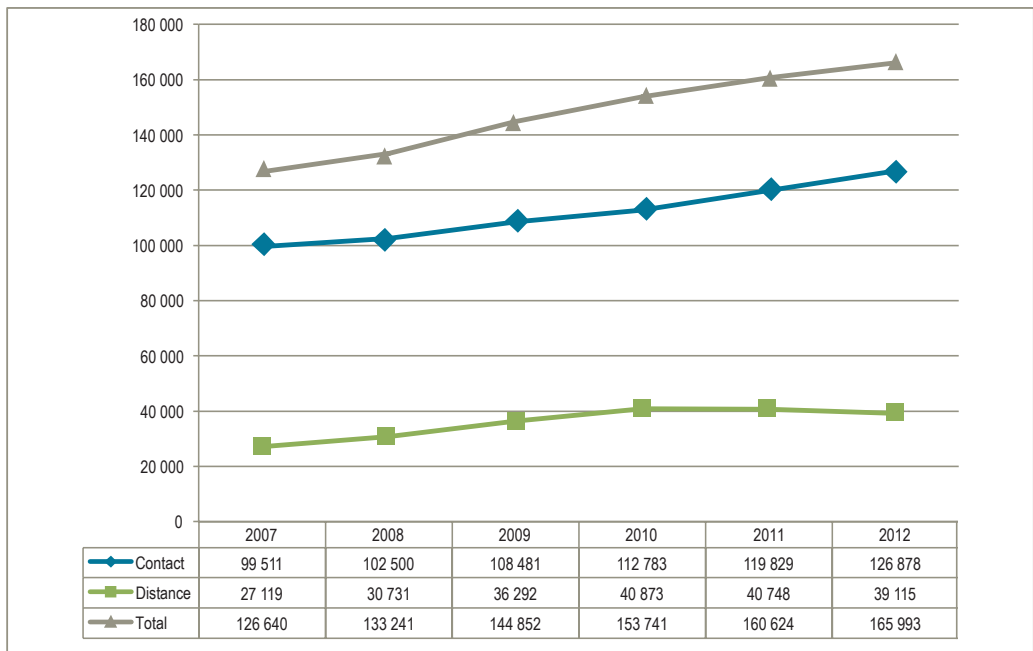


Figure 13 Headcount enrolments by mode of delivery and race for 2007 and 2012

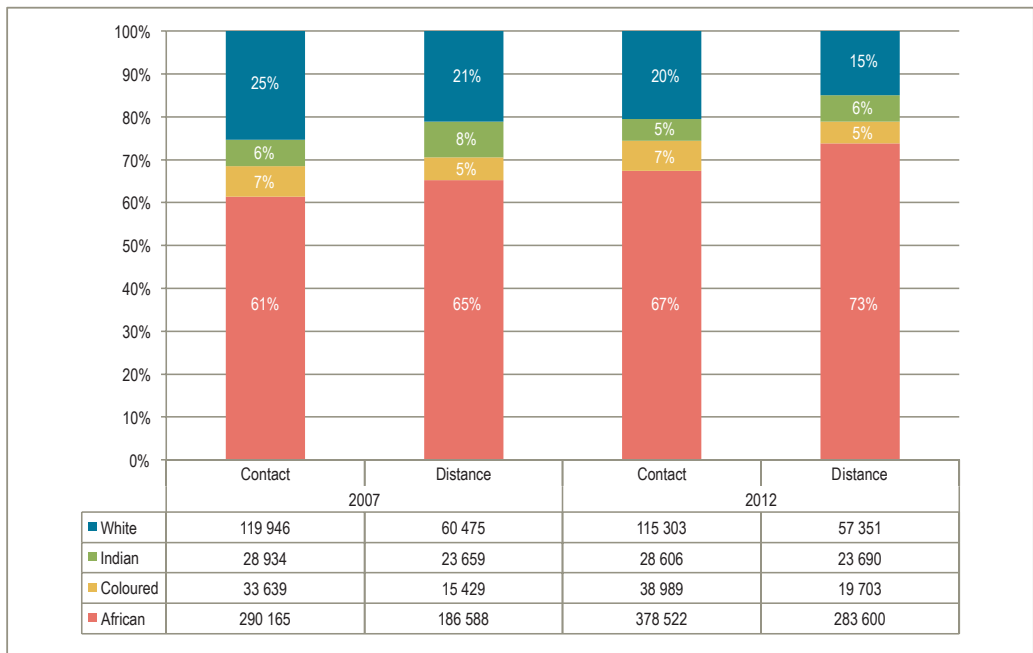


Figure 14 Headcount enrolments by mode of delivery and gender for 2007 and 2012

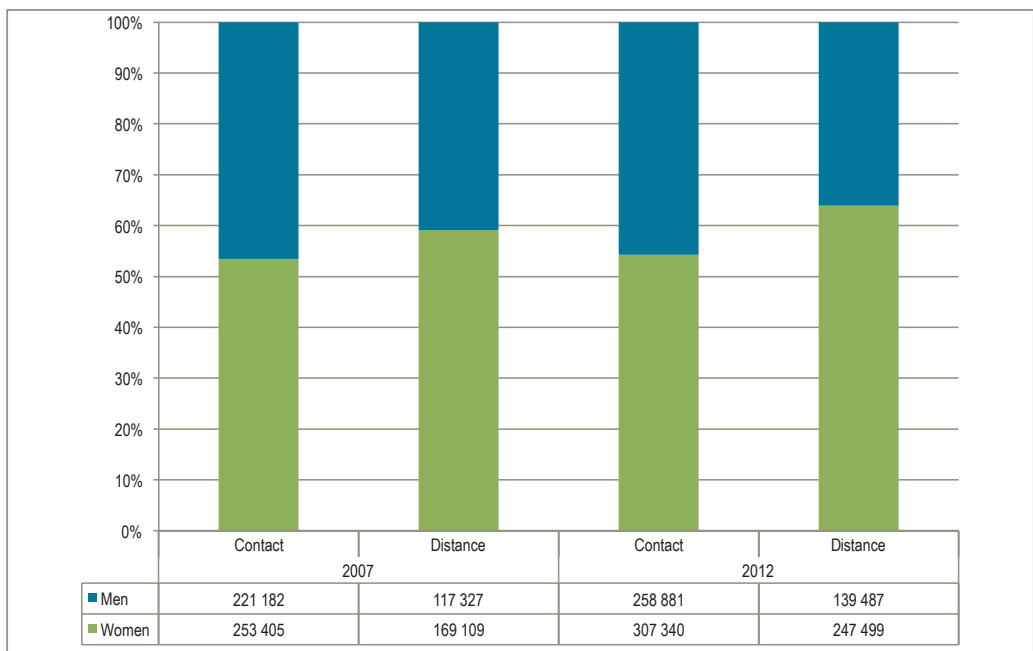


Figure 15 Headcount graduates by mode of delivery and race for 2007 and 2012

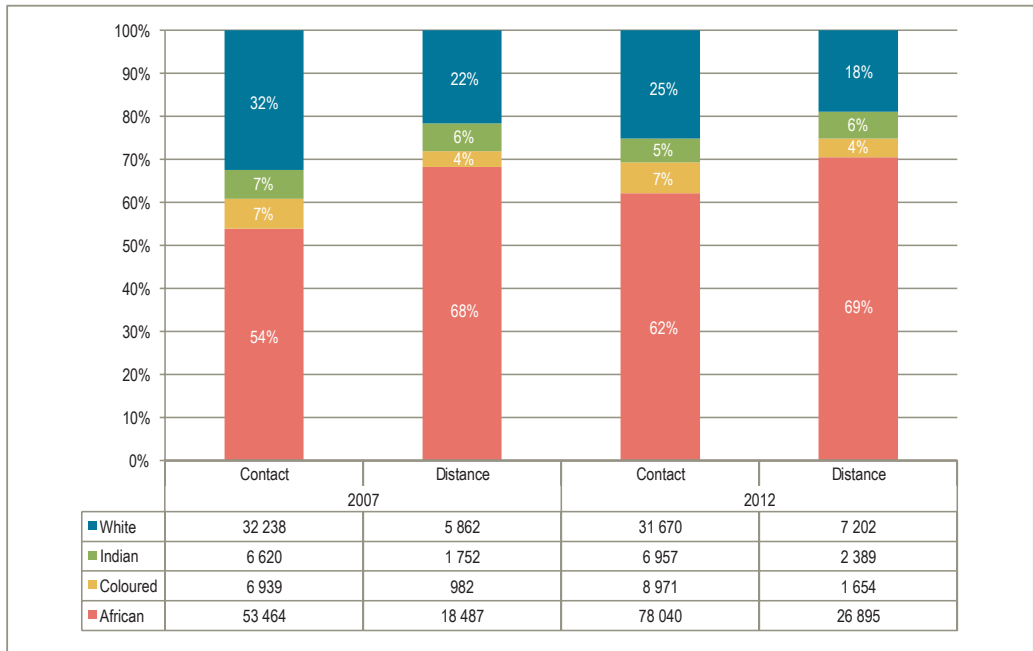


Figure 16 Headcount graduates by mode of delivery and gender for 2007 and 2012

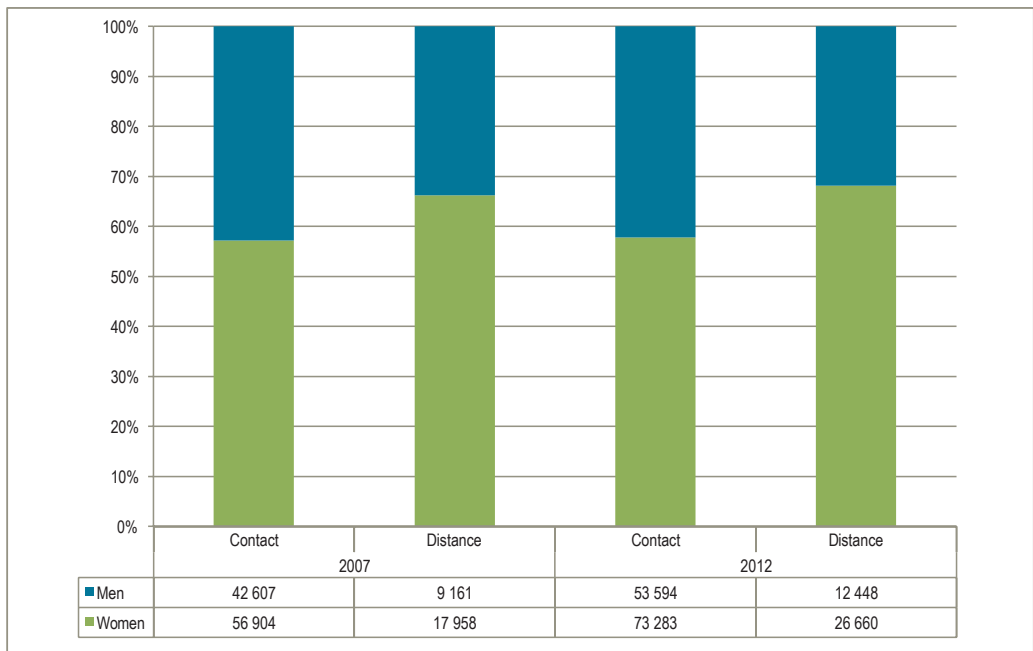


Figure 17 Course success rates by race from 2007 to 2012

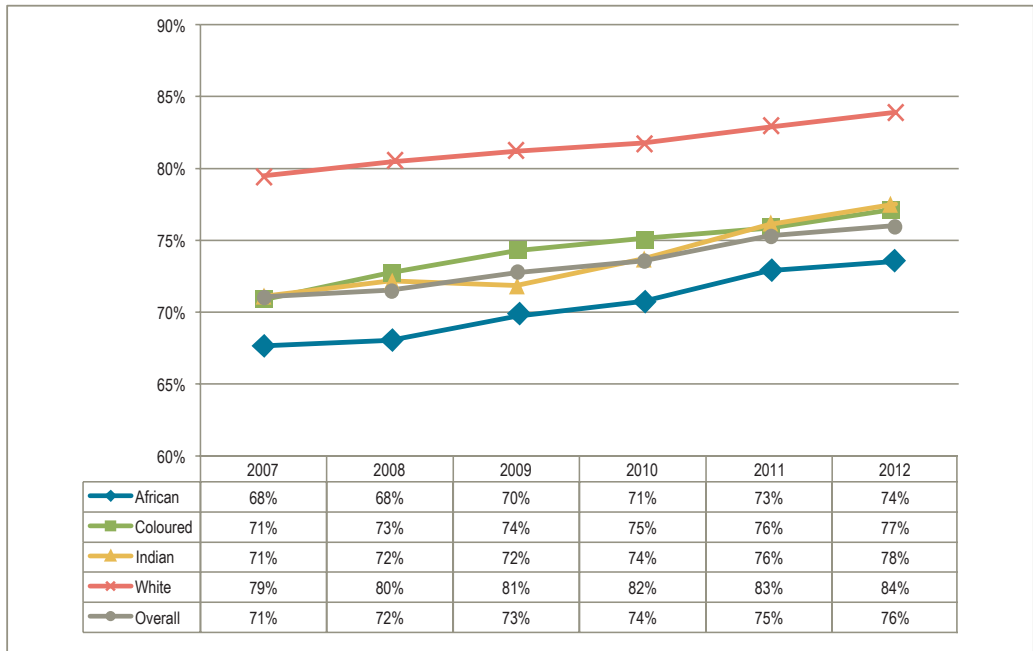


Figure 18 Course success rates by gender from 2007 to 2012

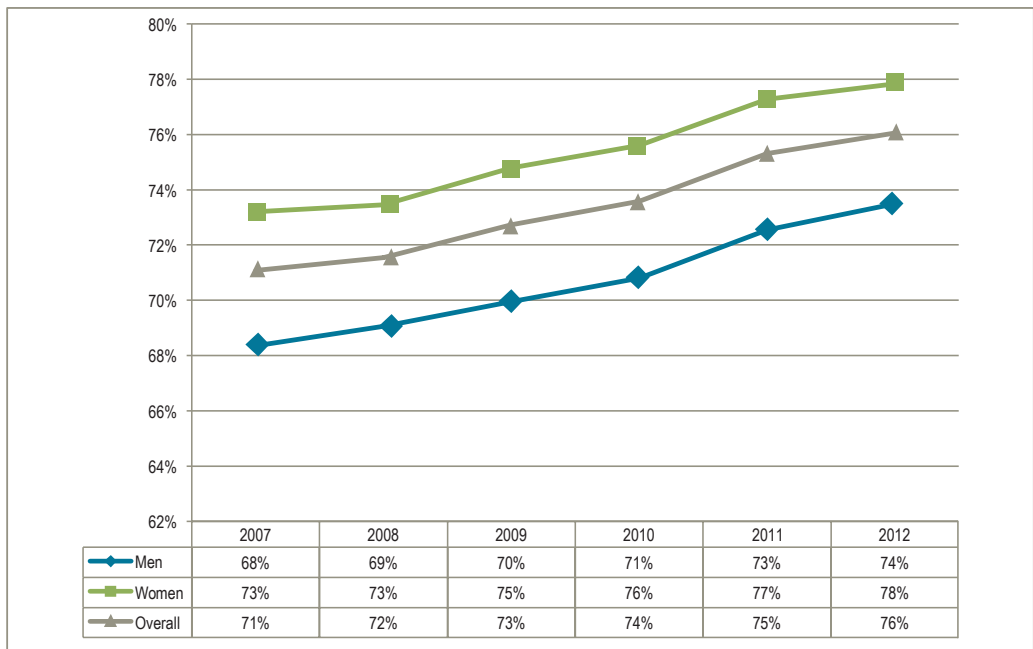


Figure 19 Course success rates by qualification level from 2007 to 2012

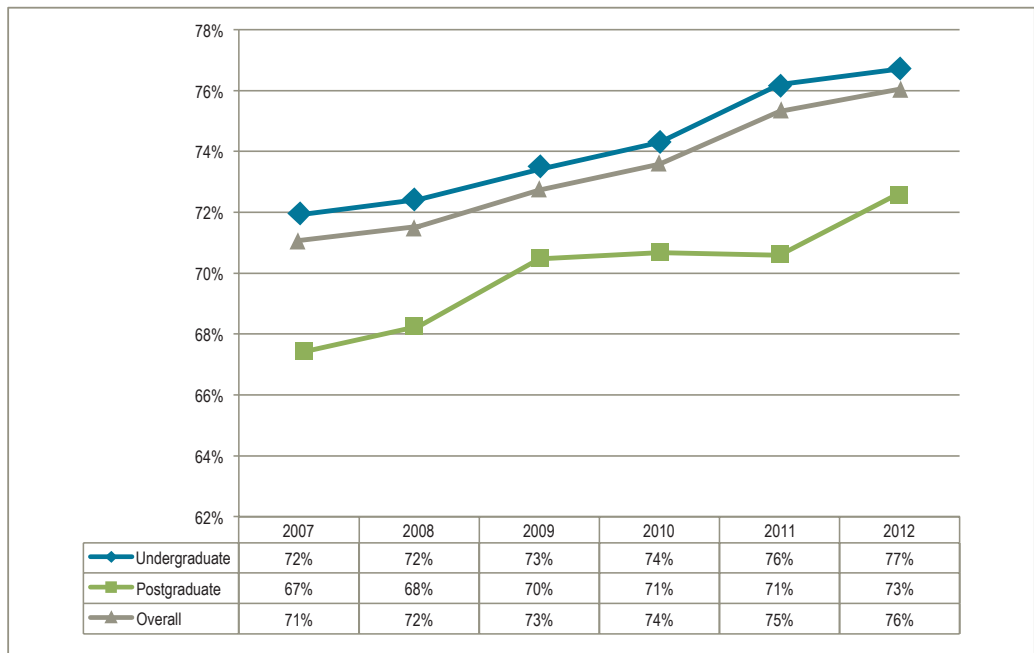


Figure 20 Course success rates per qualification level by race from 2007 to 2012

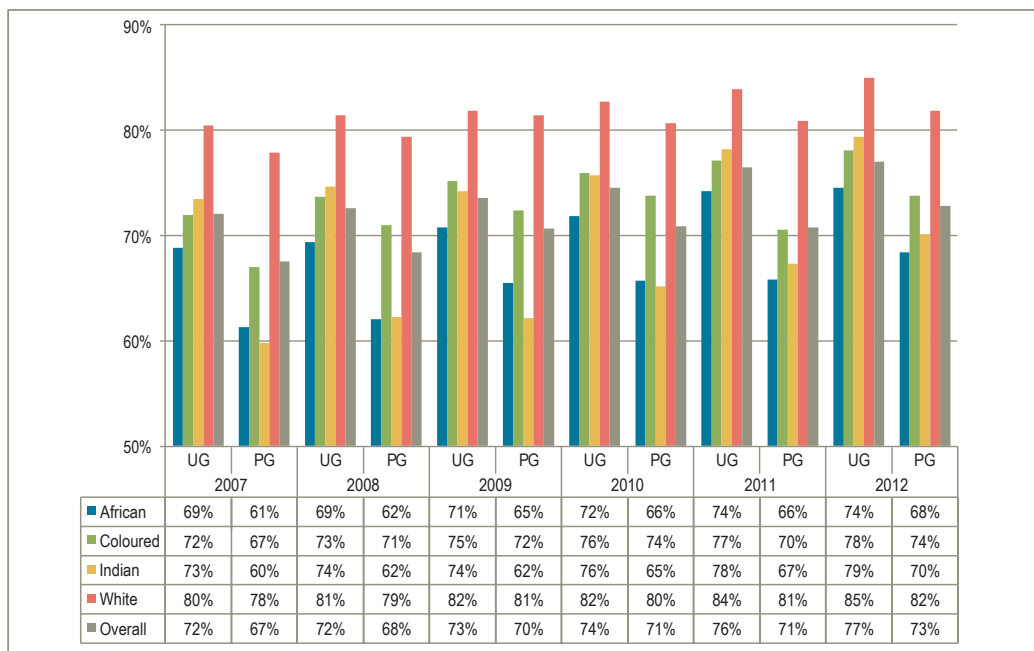
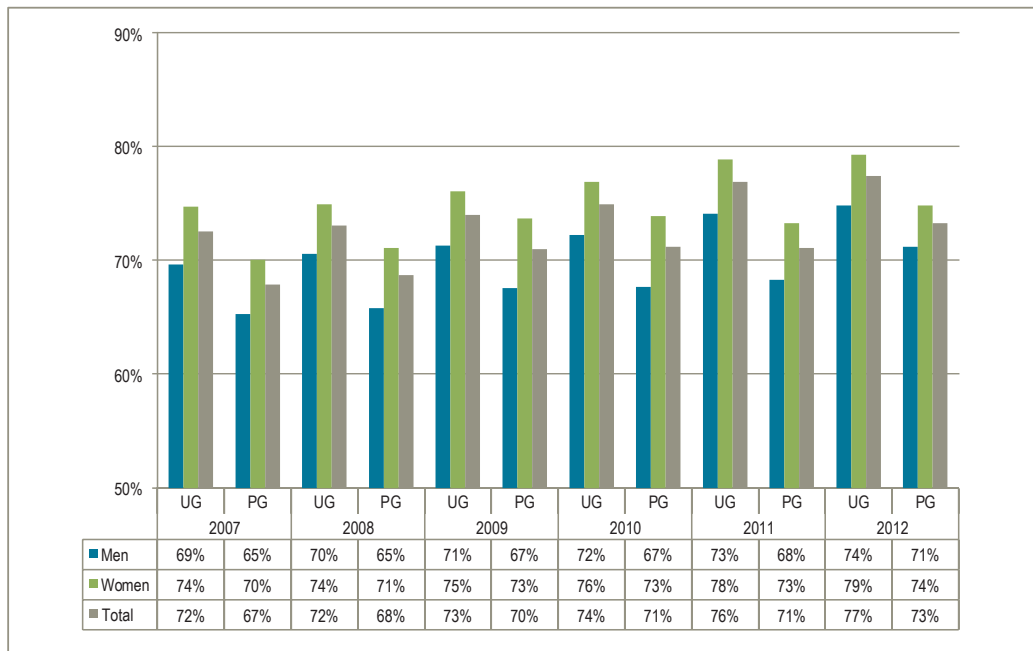


Figure 21 Course success rates per qualification level by gender from 2007 to 2012





# STUDENT DATA BY QUALIFICATION TYPE







Figure 22 Headcount enrolments by qualification level from 2007 to 2012\*

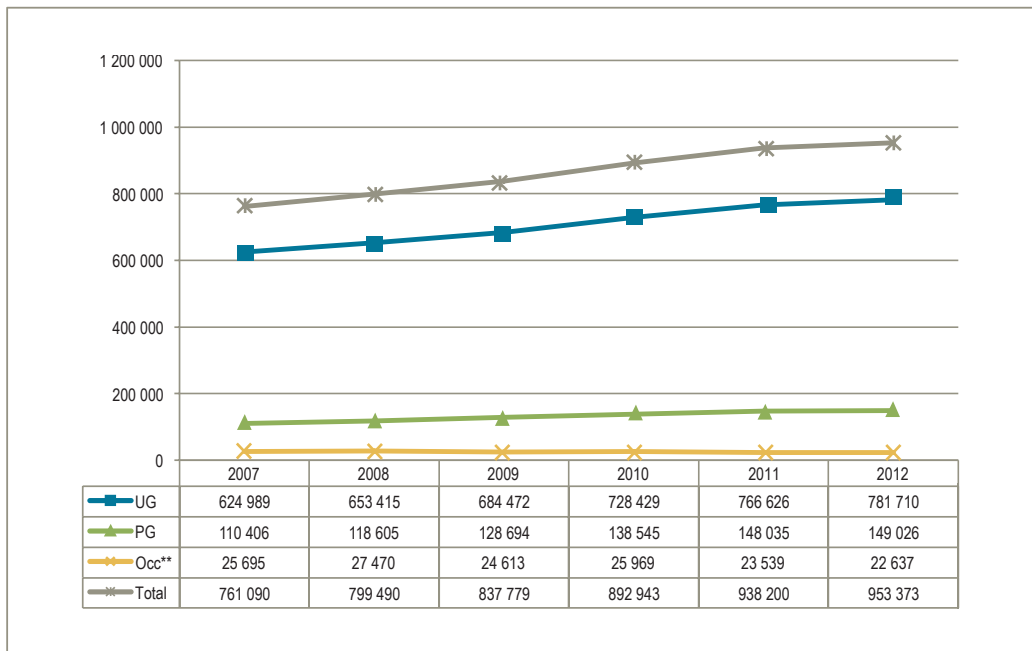
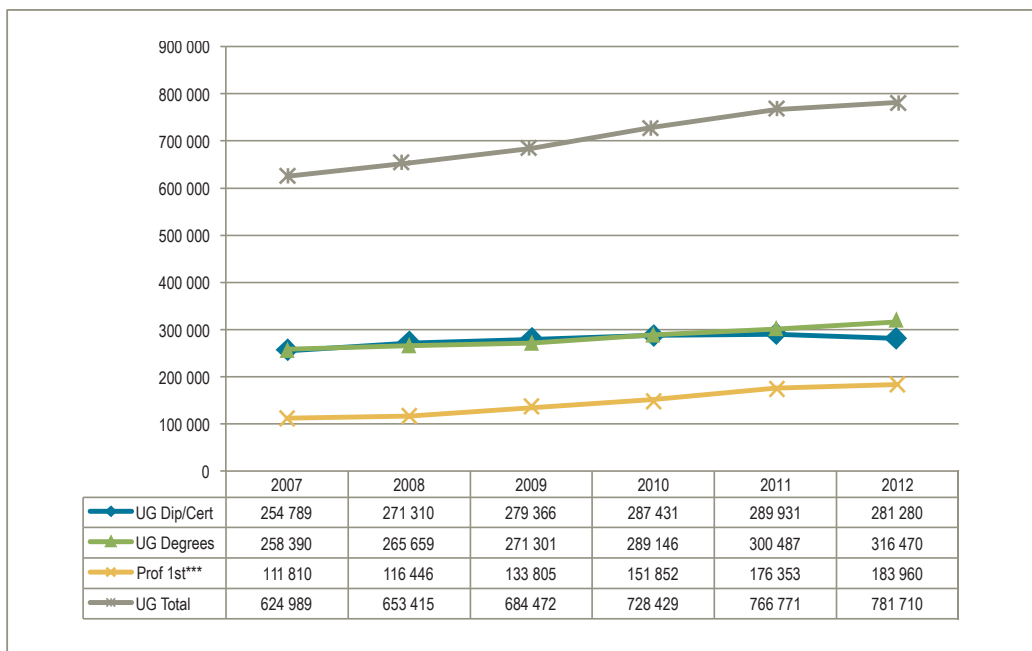


Figure 23 Headcount undergraduate enrolments by qualification type from 2007 to 2012



\* The Unknown category is not always displayed, but not omitted. Rounded off percentages may not always add up to 100%. The most recent HEMIS data in this section was extracted by DHET in December 2013.

\*\* Occasional students.

\*\*\* Professional first four-year degrees only.

Figure 24 Headcount undergraduate enrolments by race for 2007 and 2012

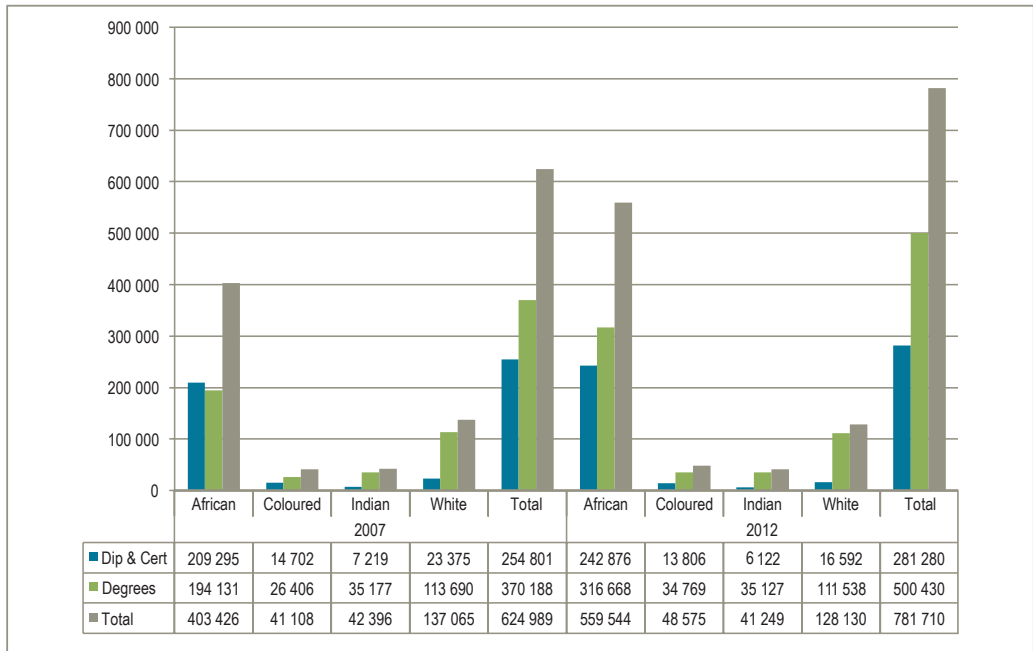


Figure 25 Headcount undergraduate enrolments by gender for 2007 and 2012

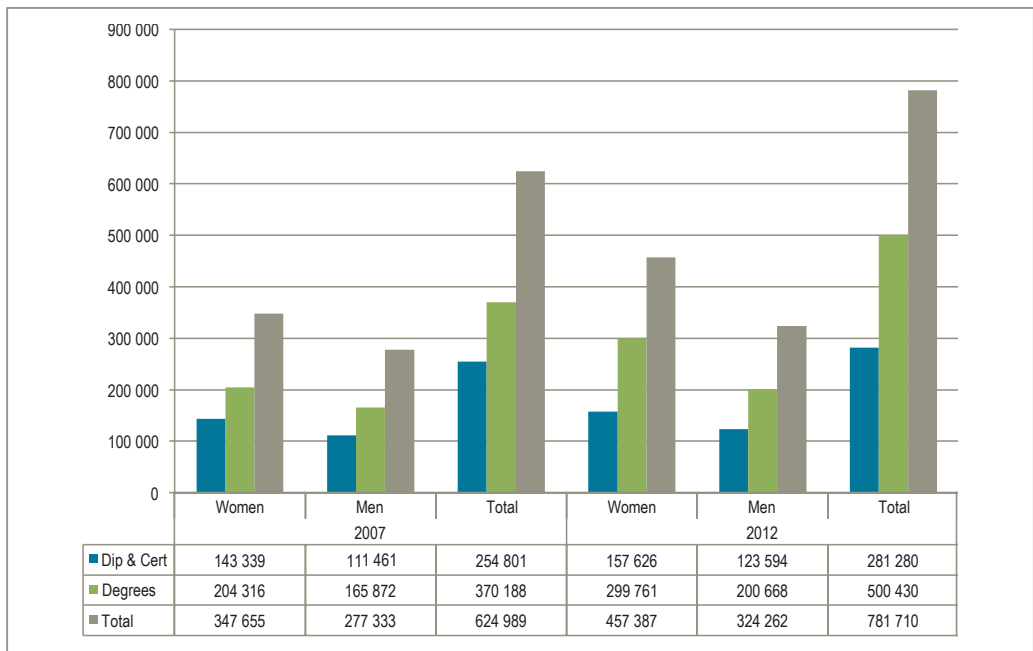


Figure 26 Headcount of undergraduate qualifications awarded by race for 2007 and 2012

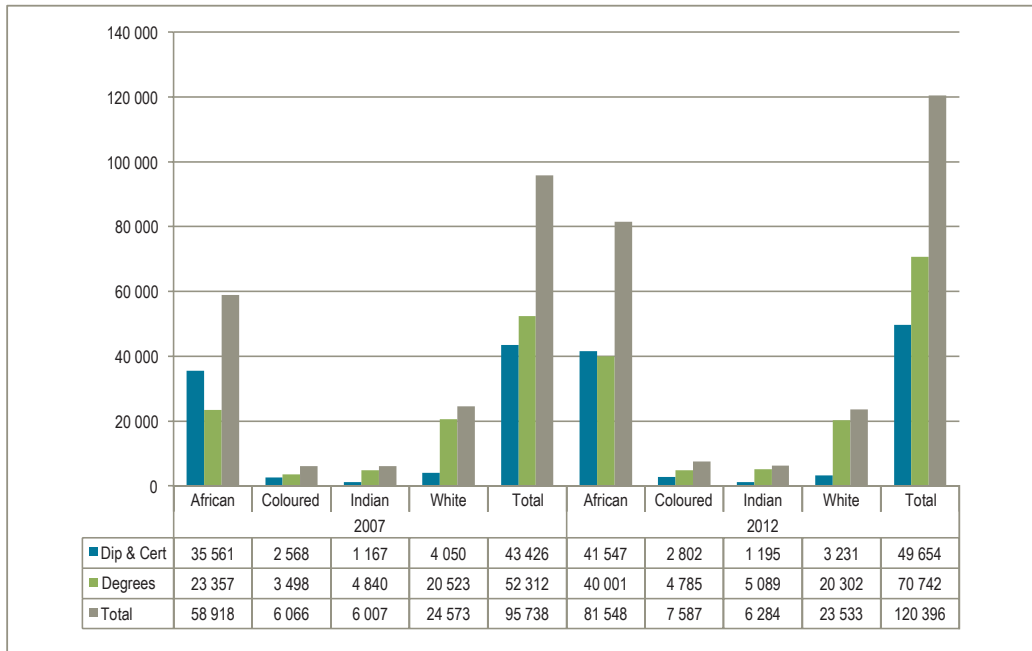


Figure 27 Headcount of undergraduate qualifications awarded by gender for 2007 and 2012

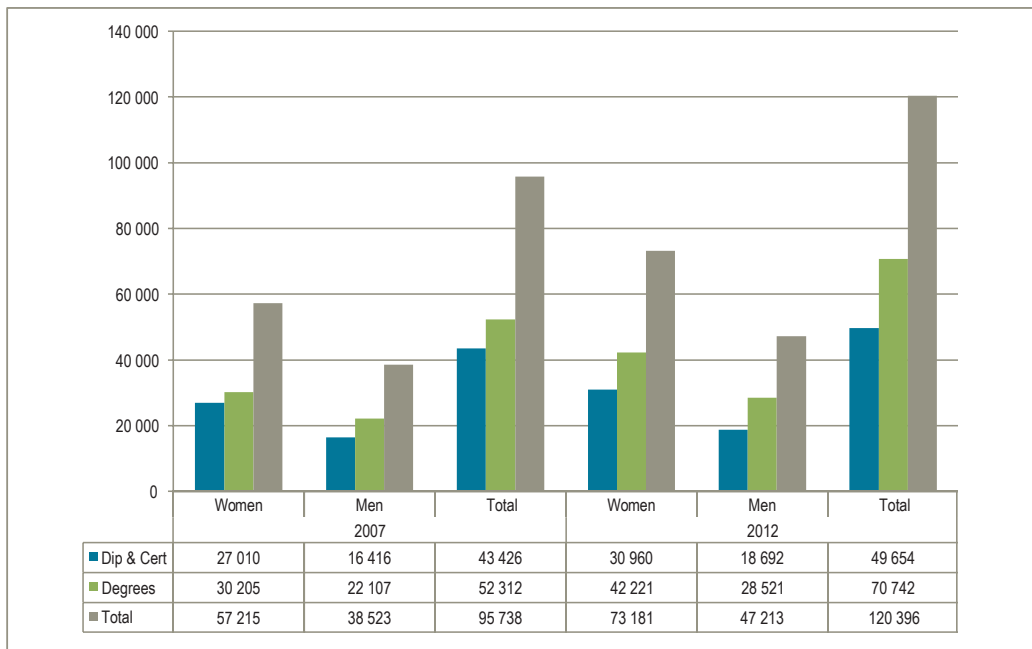


Figure 28 Headcount of postgraduate enrolments by race for 2007 and 2012

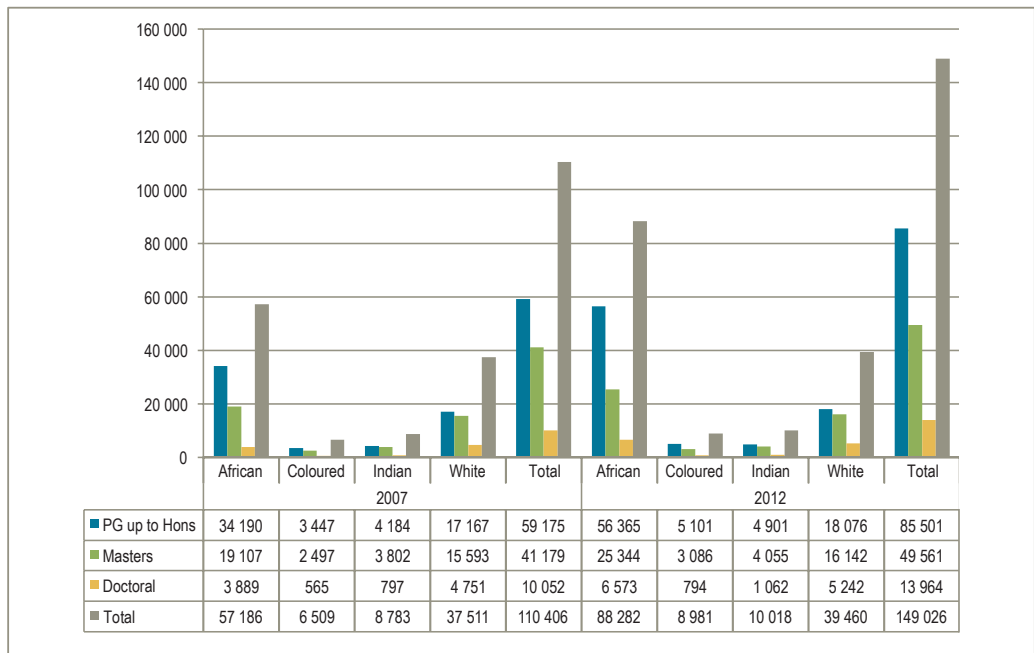


Figure 29 Headcount of postgraduate enrolments by gender for 2007 and 2012

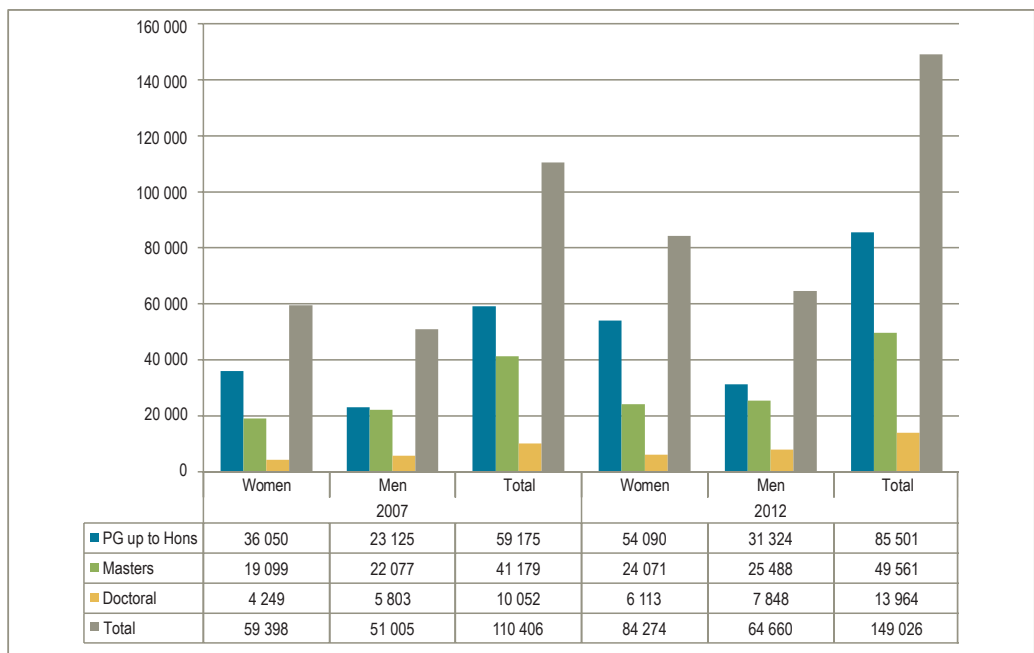


Figure 30 Headcount of postgraduate qualifications awarded by race for 2007 and 2012

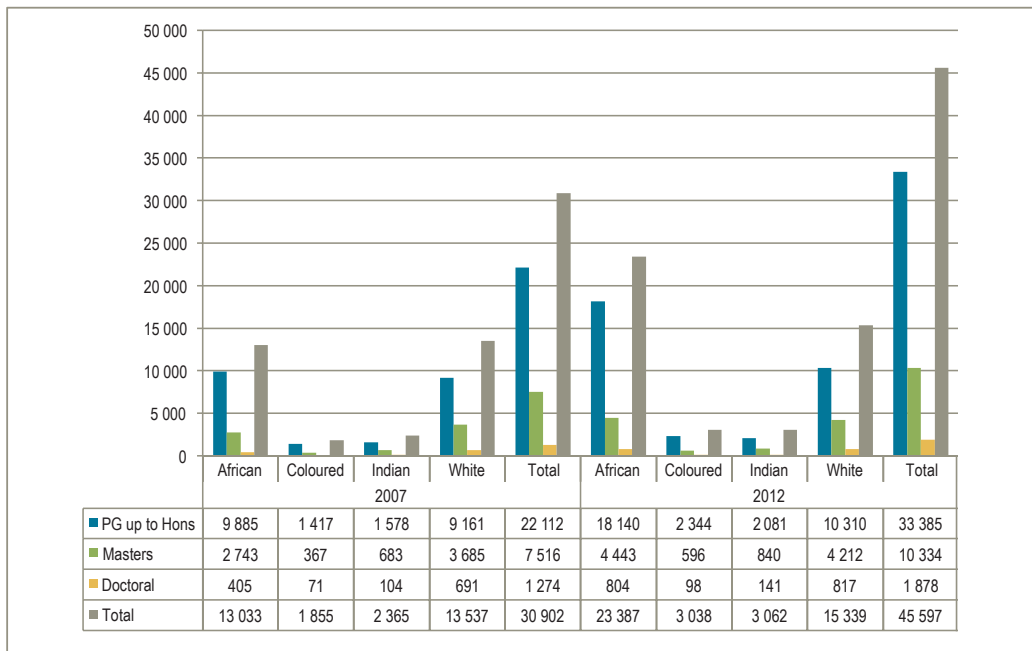


Figure 31 Headcount of postgraduate qualifications awarded by gender for 2007 and 2012

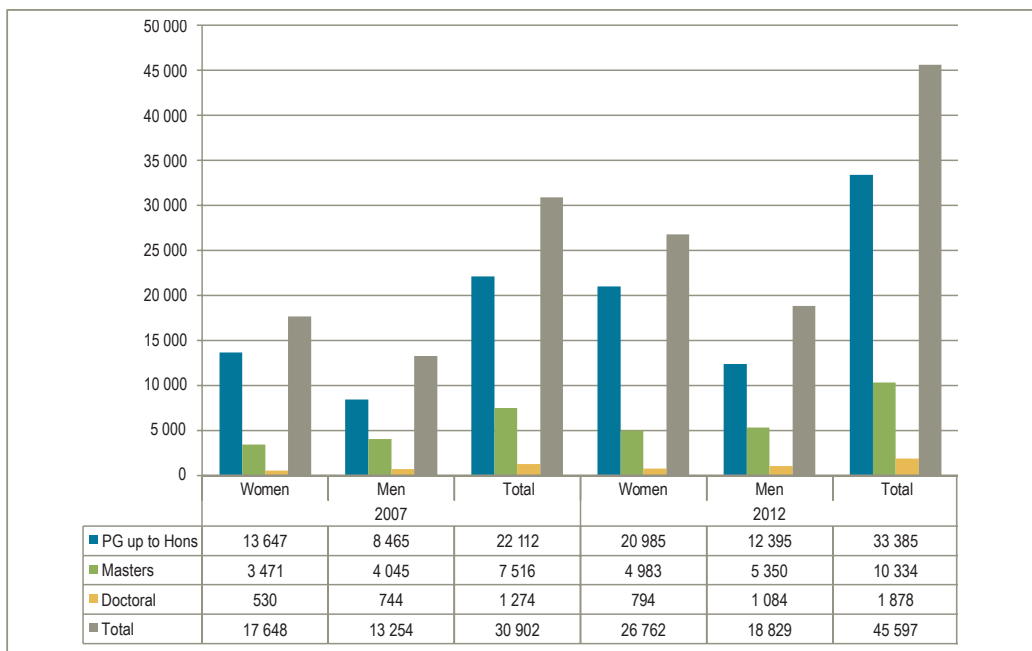


Figure 32 Headcount doctoral graduates by nationality grouping from 2007 to 2012

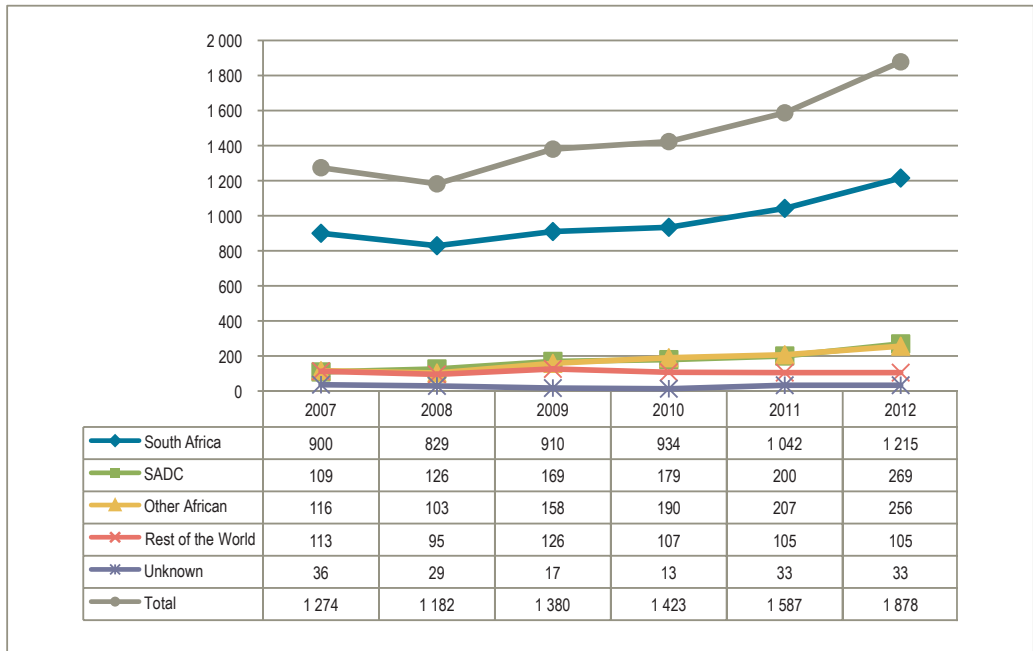
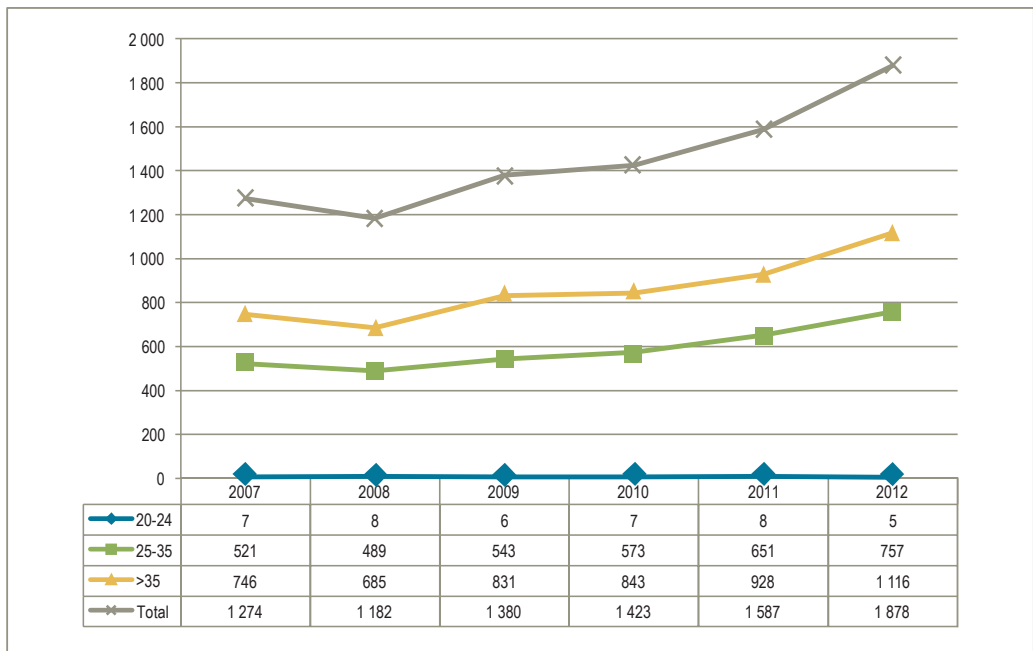


Figure 33 Headcount doctoral graduates by age grouping from 2007 to 2012



# STUDENT DATA BY FIELD OF STUDY








Figure 34 Headcount enrolments by field of study from 2007 to 2012\*

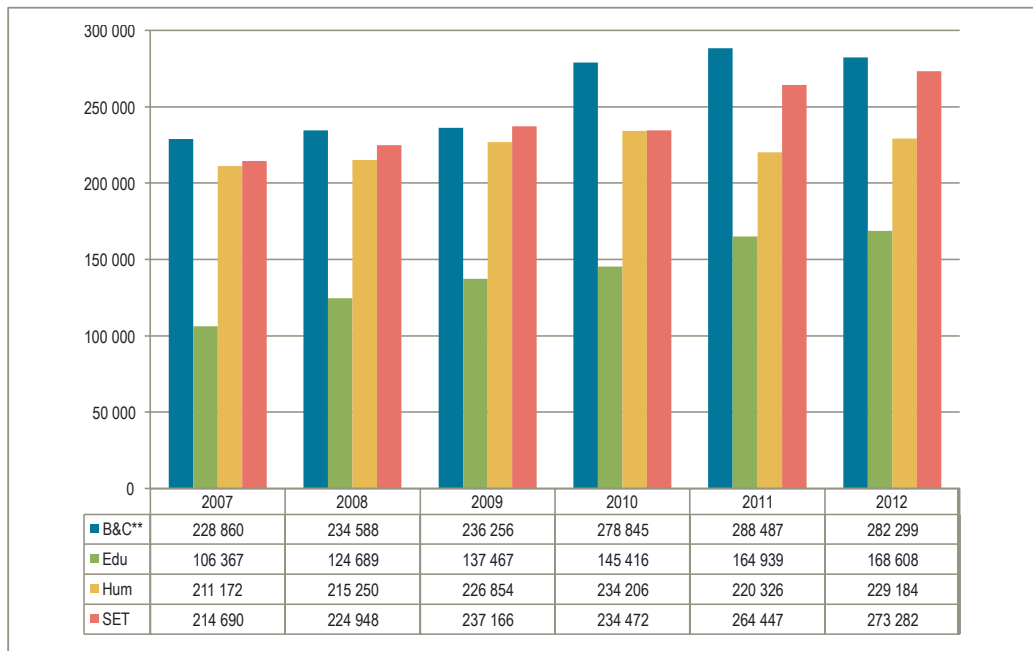
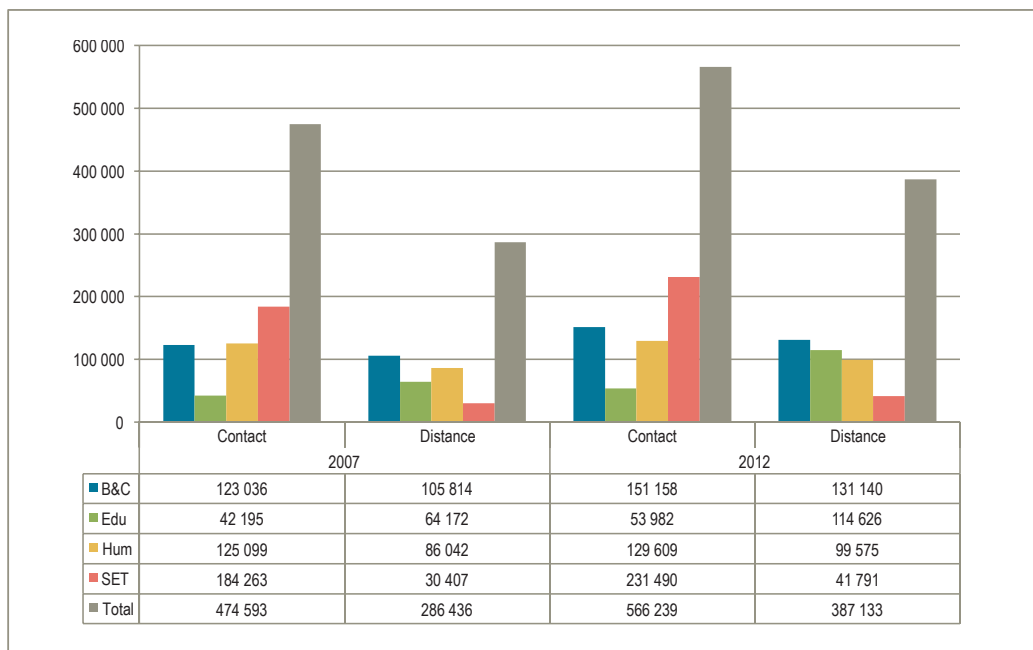


Figure 35 Headcount enrolments by field of study and mode of delivery for 2007 and 2012



\* The Unknown category is not always displayed, but not omitted. Rounded off percentages may not always add up to 100%. The most recent HEMIS data in this section was extracted by DHET in December 2013.

\*\* B&C: Business and Commerce; SET: Science, Engineering and Technology.

Figure 36 Headcount enrolments by field of study and race for 2007 and 2012

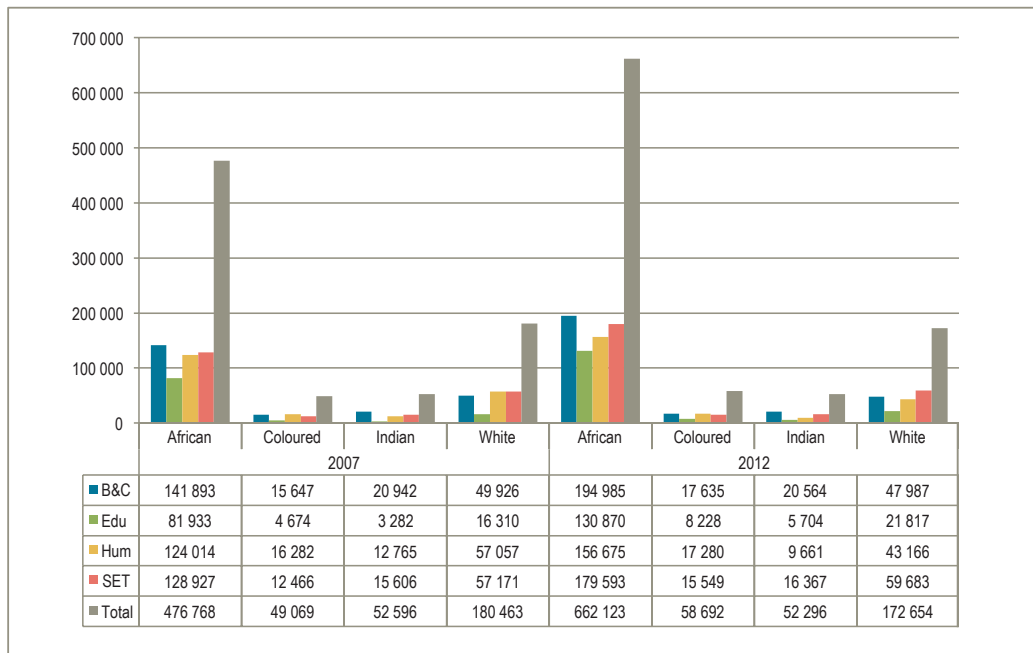


Figure 37 Headcount enrolments by field of study and gender for 2007 and 2012

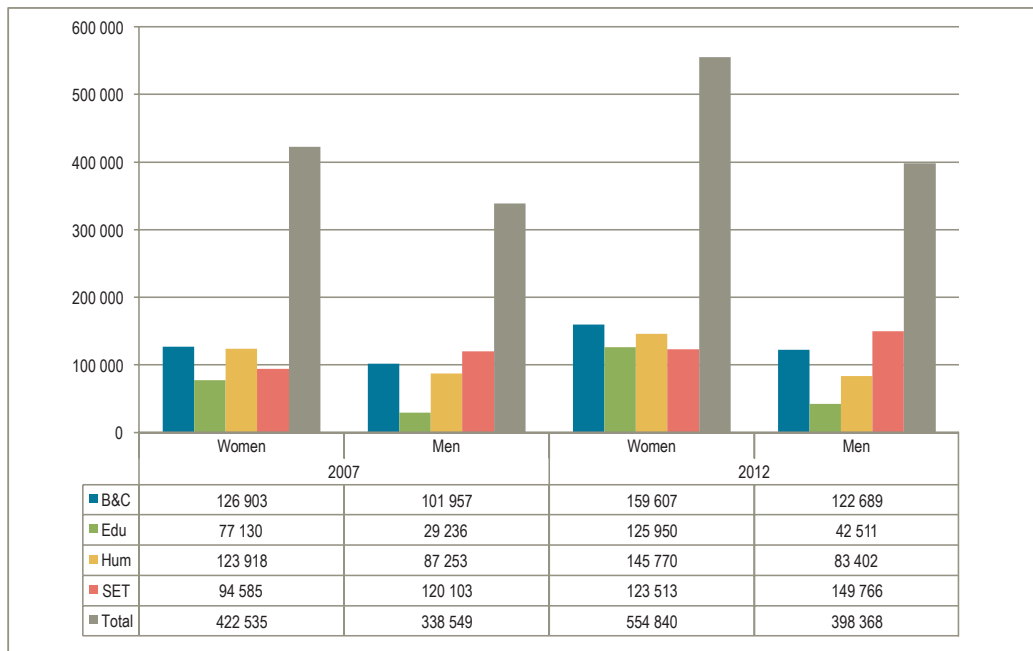


Figure 38 Headcount graduates by field of study and race for 2007 and 2012

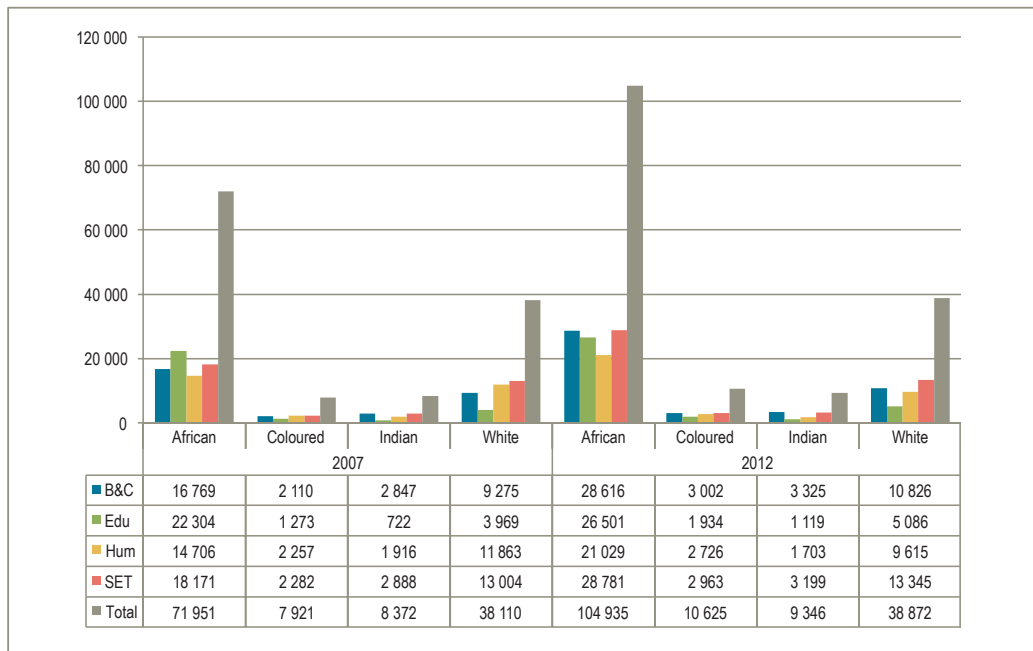


Figure 39 Headcount graduates by field of study and gender for 2007 and 2012

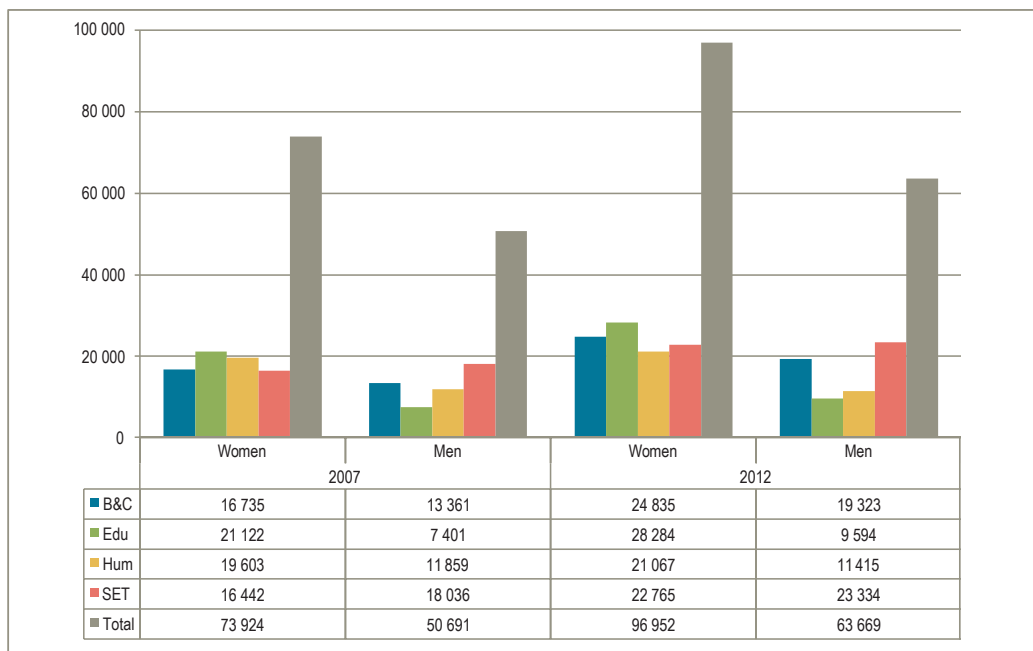


Figure 40 Course success rate by CESM\* for 2012

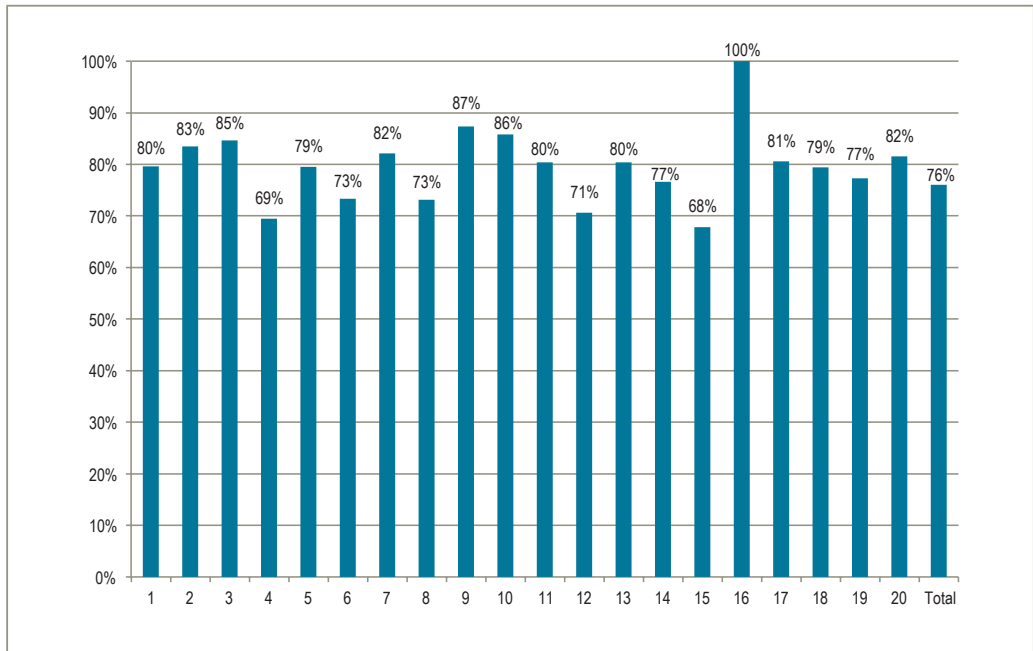
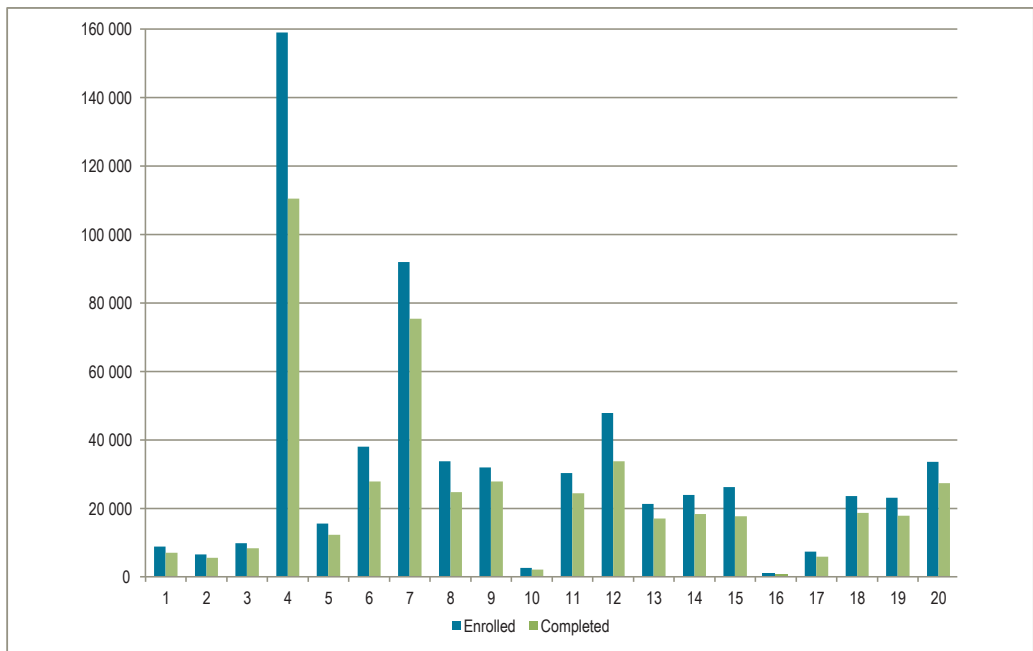


Figure 41 FTE enrolled and completed figures per CESM category for 2012



\* The CESM categories are listed in Appendix 2.

Figure 42 Course success rate by field of study from 2007 to 2012

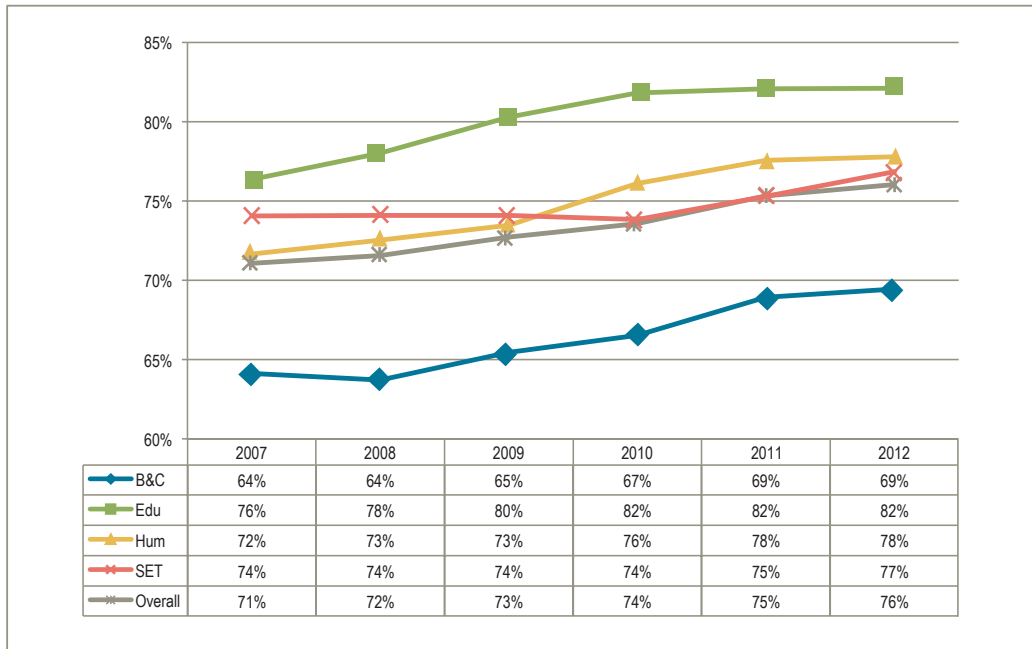


Figure 43 FTE enrolments by field of study from 2007 to 2012

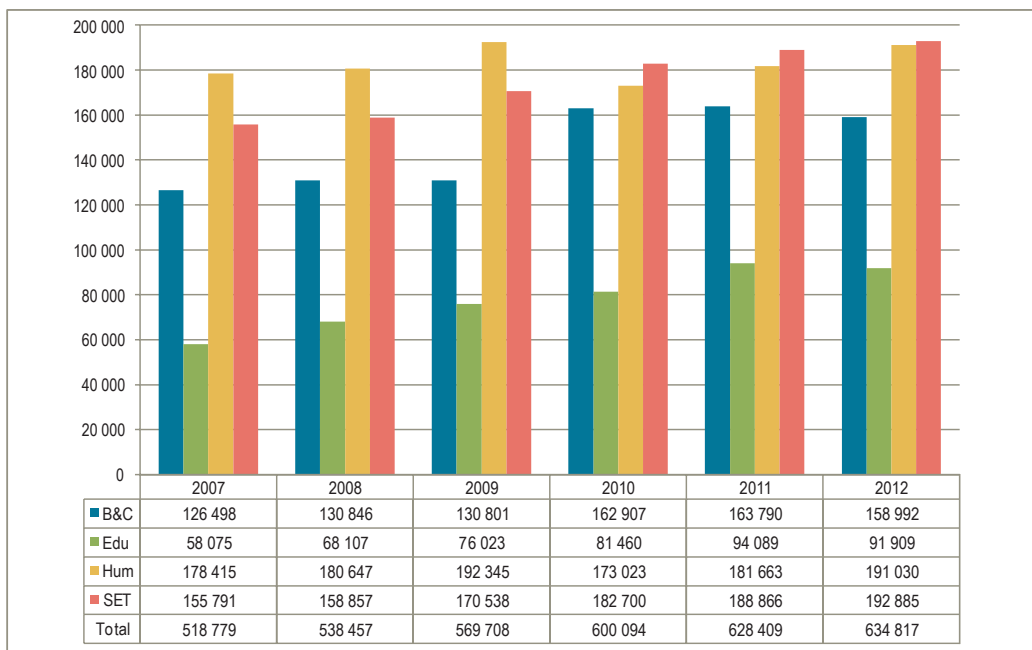
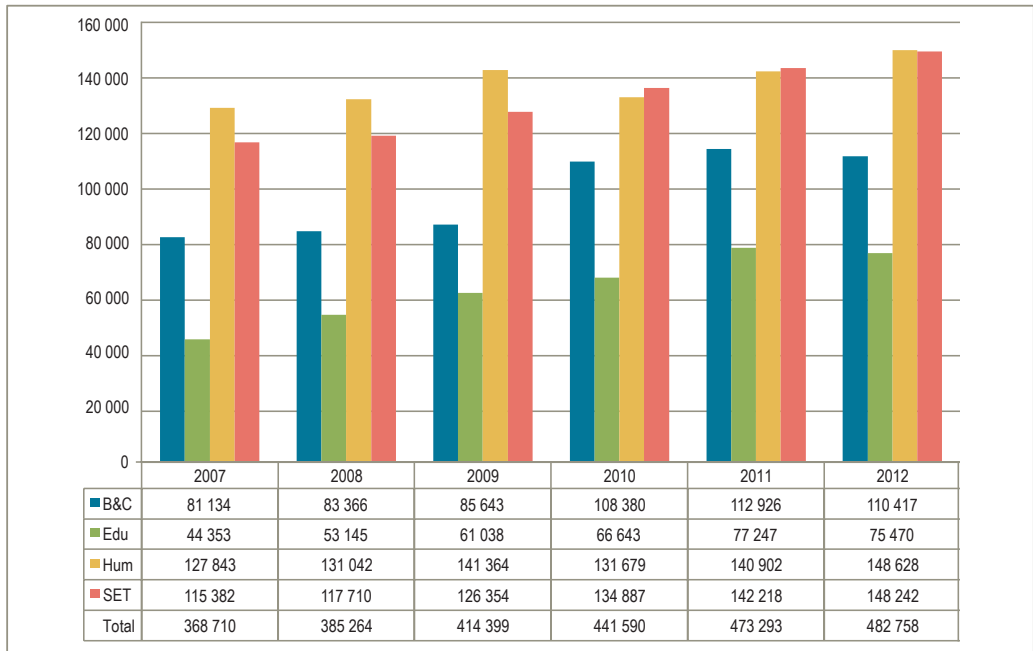



Figure 44 FTE completed by field of study from 2007 to 2012



# STUDENT DATA BY INSTITUTIONAL TYPE








Figure 45 Headcount enrolments by institutional type from 2007 to 2012\*

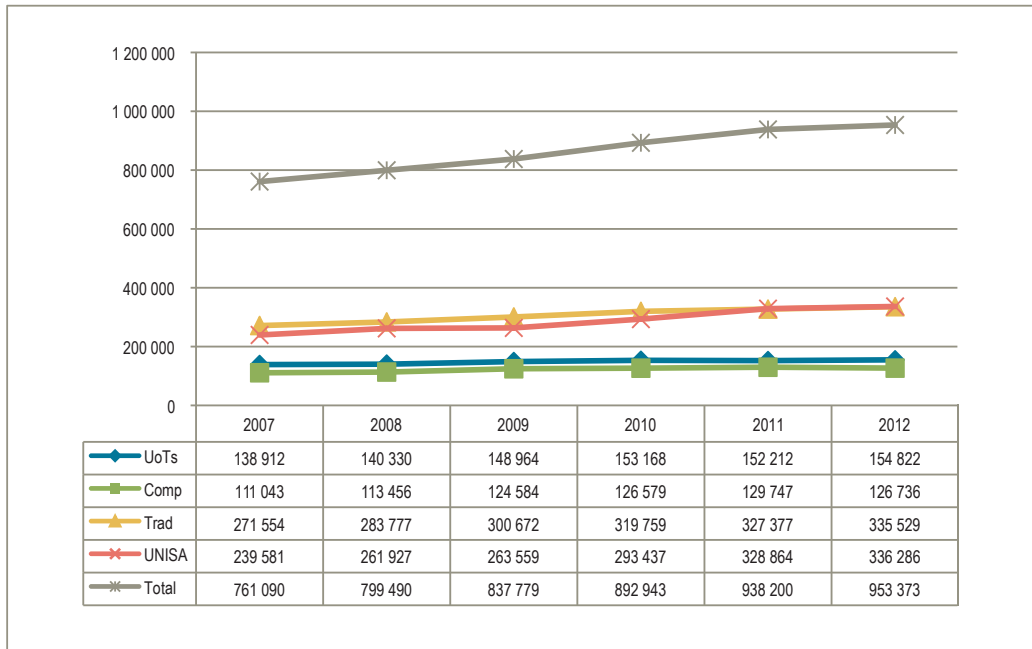
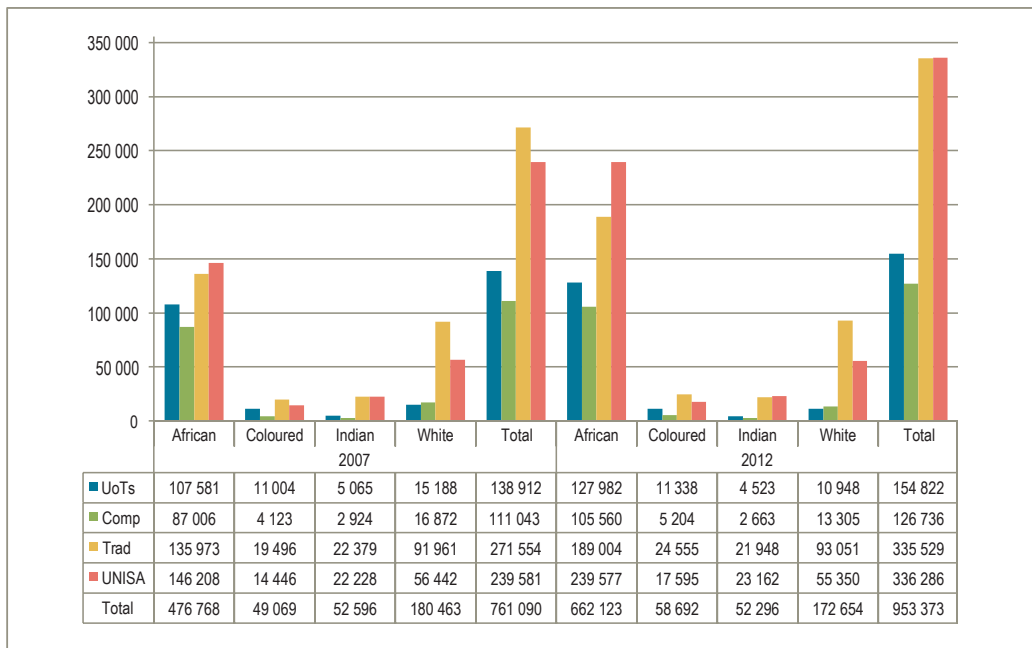


Figure 46 Headcount enrolments by institutional type and race for 2007 and 2012



\* The Unknown category is not always displayed, but not omitted. Rounded off percentages may not always add up to 100%. The most recent HEMIS data in this section was extracted by DHET in December 2013.

Figure 47 Headcount enrolments by institutional type and gender for 2007 and 2012

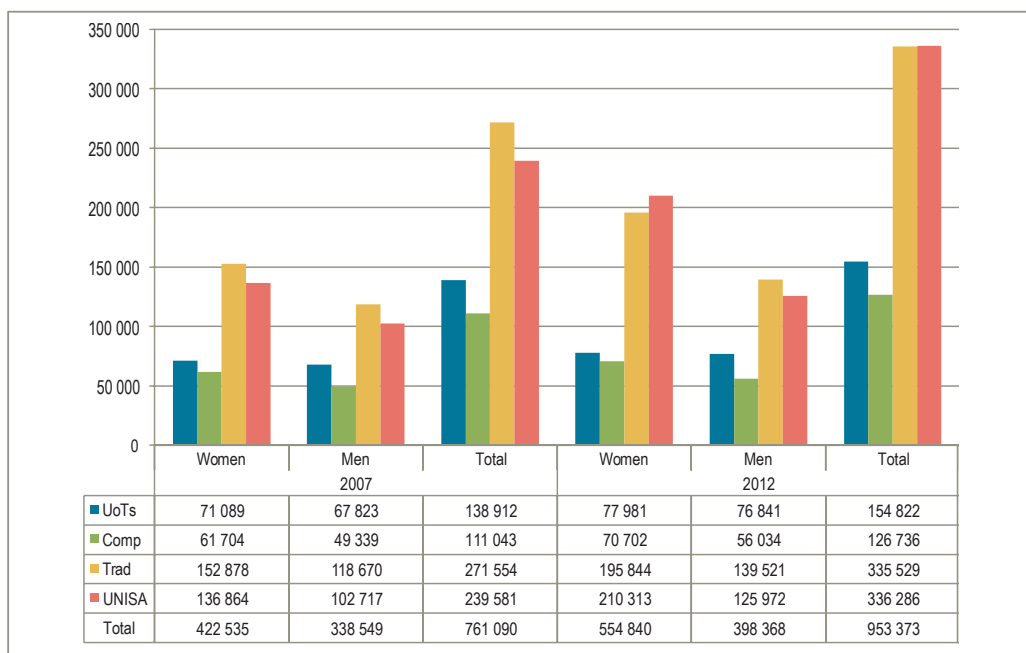


Figure 48 Headcount enrolments by institutional type and qualification level for 2007 and 2012

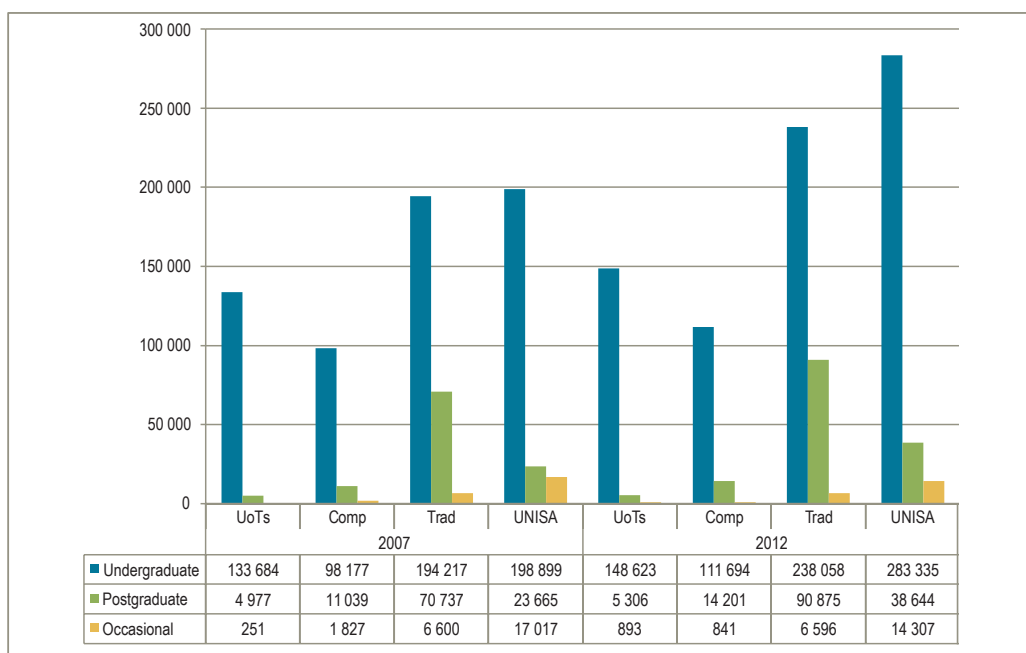


Figure 49 Headcount enrolments by institutional type and undergraduate qualifications for 2007 and 2012

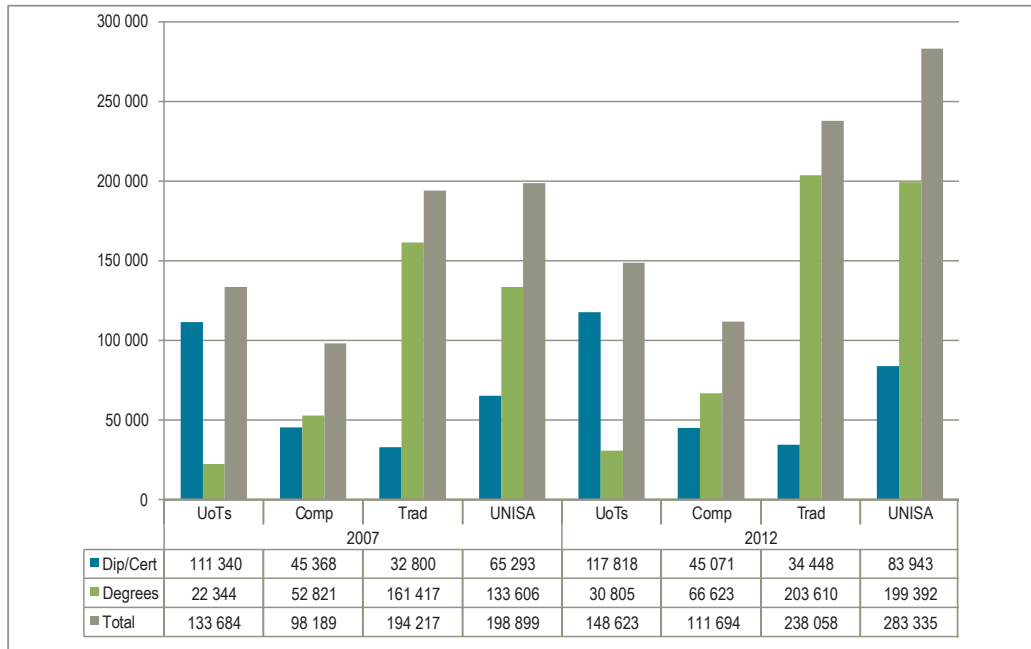


Figure 50 Headcount enrolments by institutional type and postgraduate qualifications for 2007 and 2012

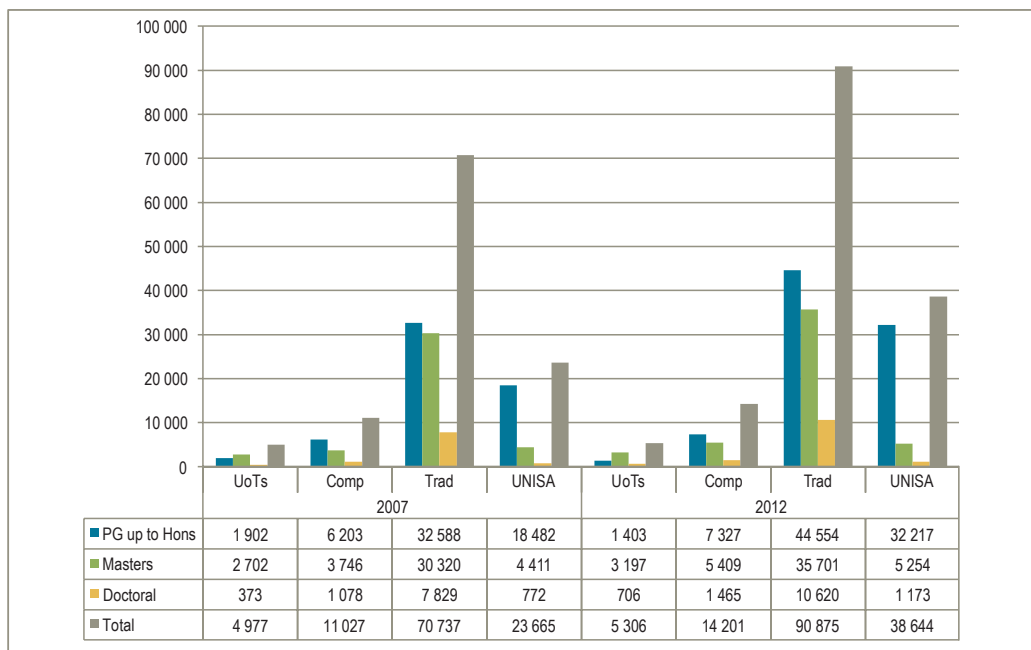


Figure 51 Headcount graduates by institutional type from 2007 to 2012

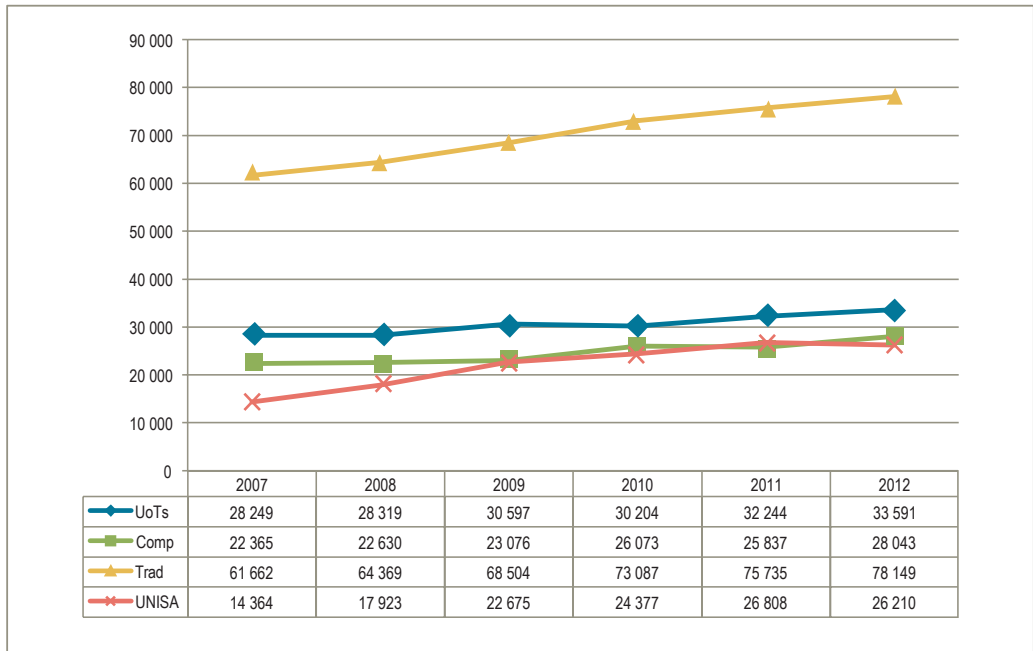


Figure 52 Headcount enrolments at Universities of Technology from 2007 to 2012

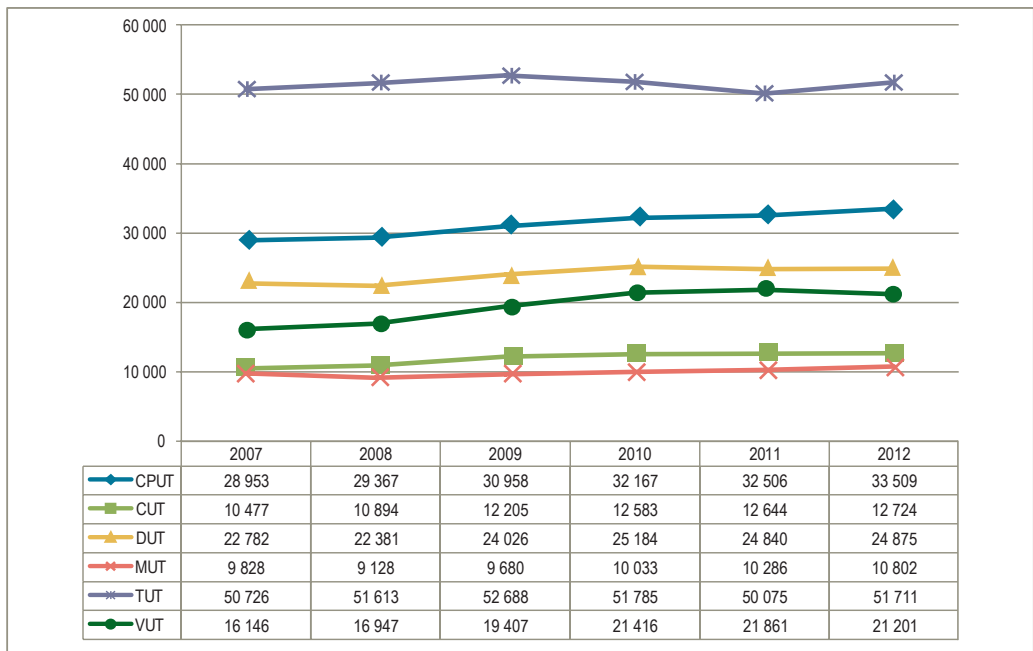


Figure 53 Headcount enrolments at traditional Universities from 2007 to 2012

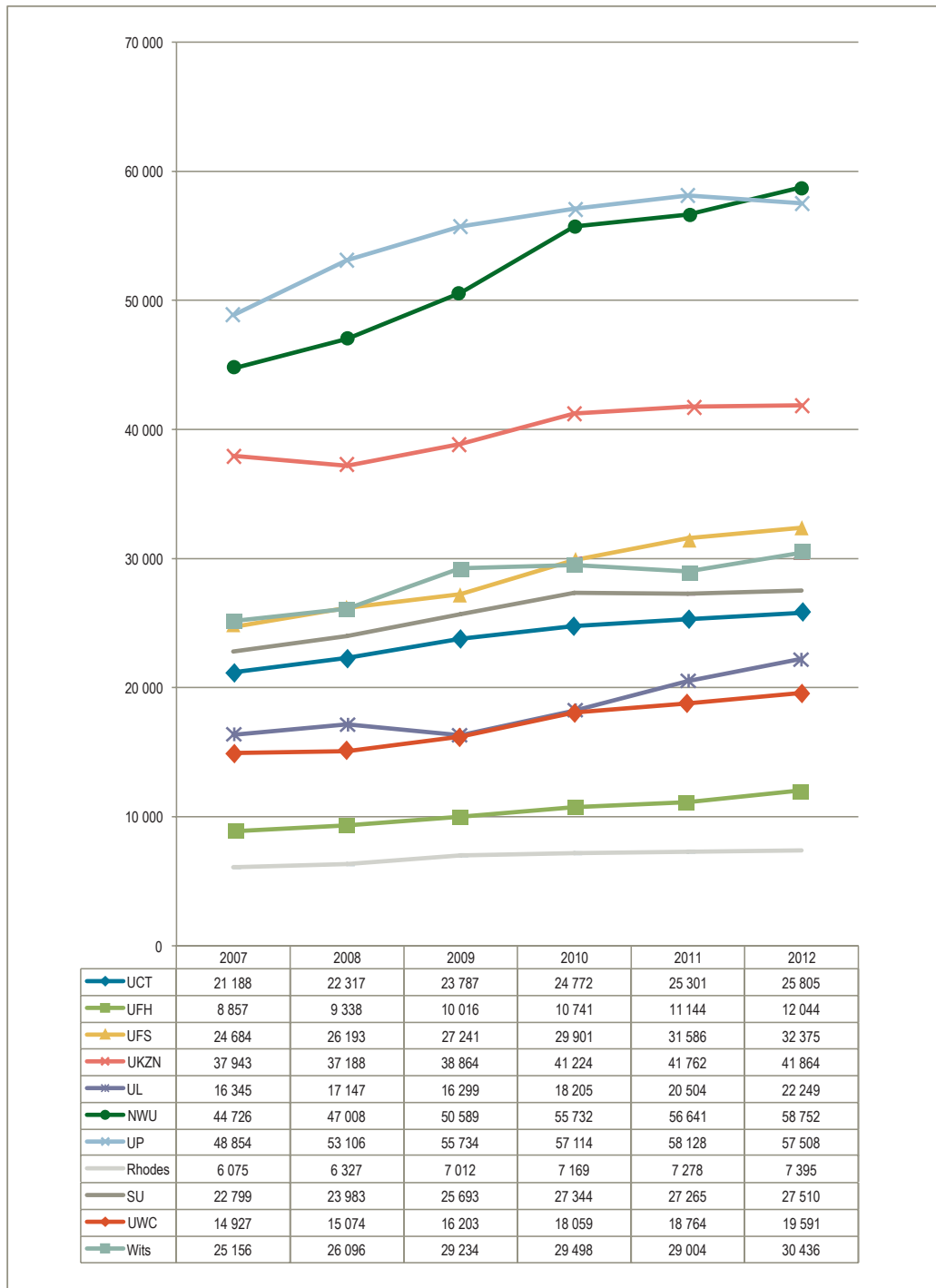


Figure 54 Headcount enrolments at Comprehensive Universities from 2007 to 2012 (excluding UNISA)

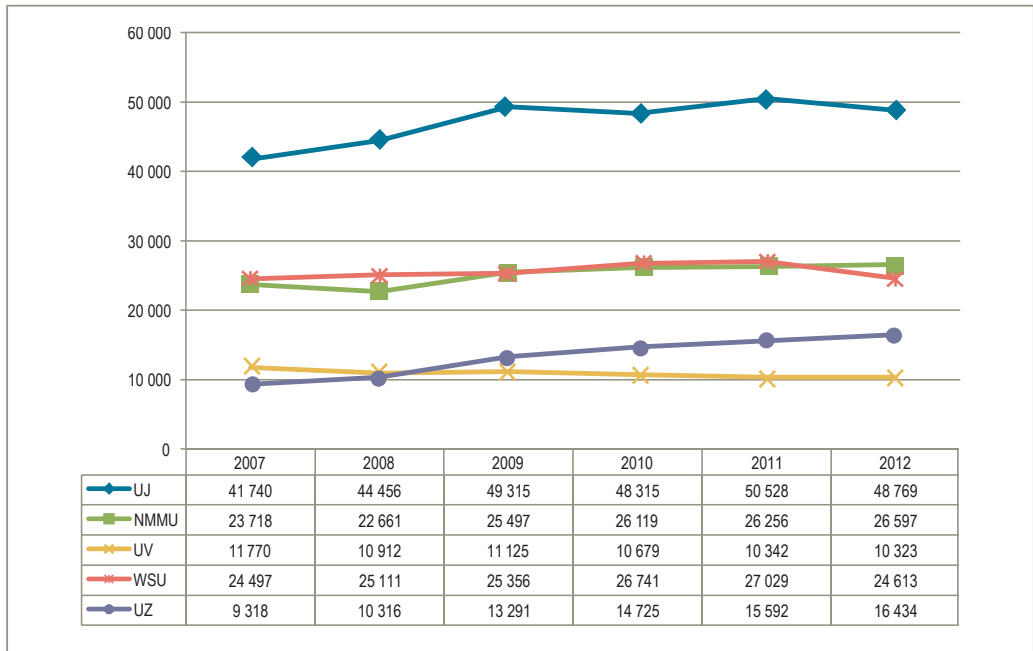
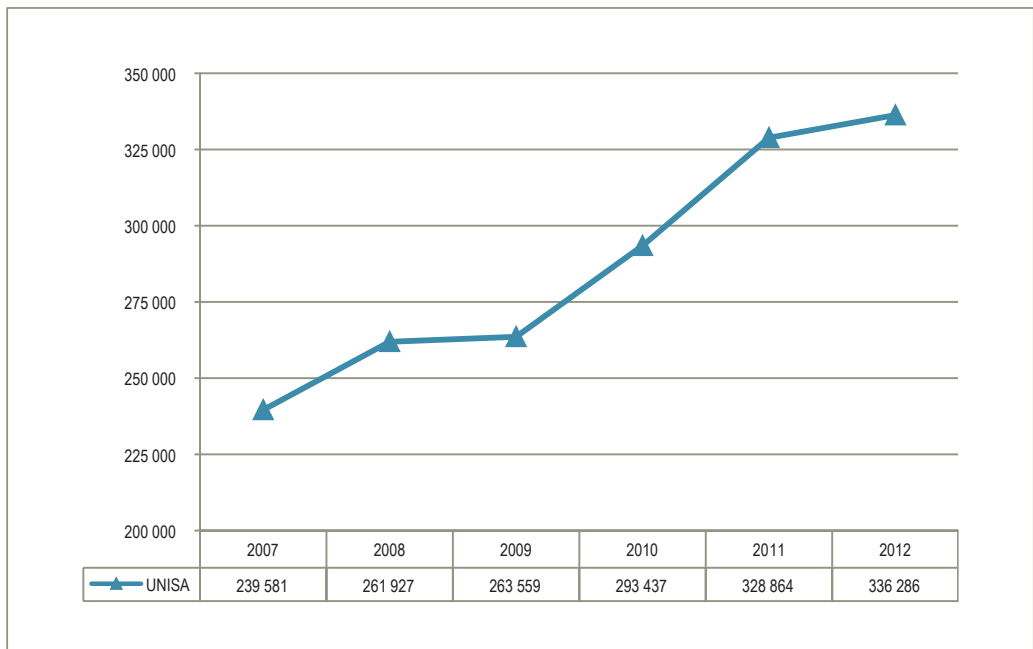




Figure 55 Headcount enrolments at UNISA from 2007 to 2012



# STAFF COMPLEMENT







## Overall Staffing\*

Figure 56 Headcount permanent vs temporary staff members from 2007 to 2012\*

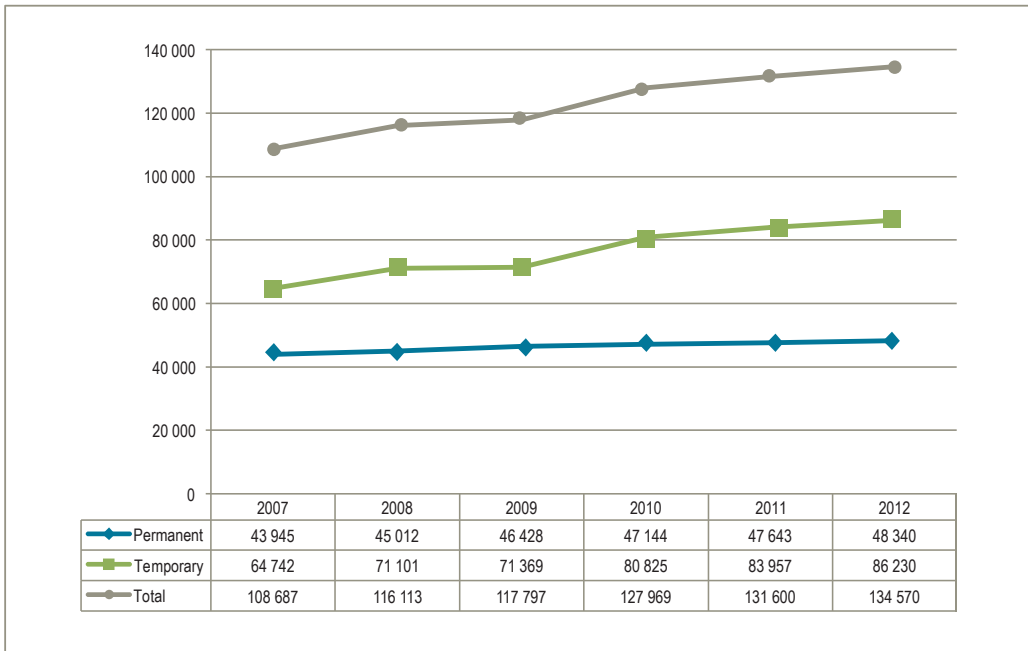
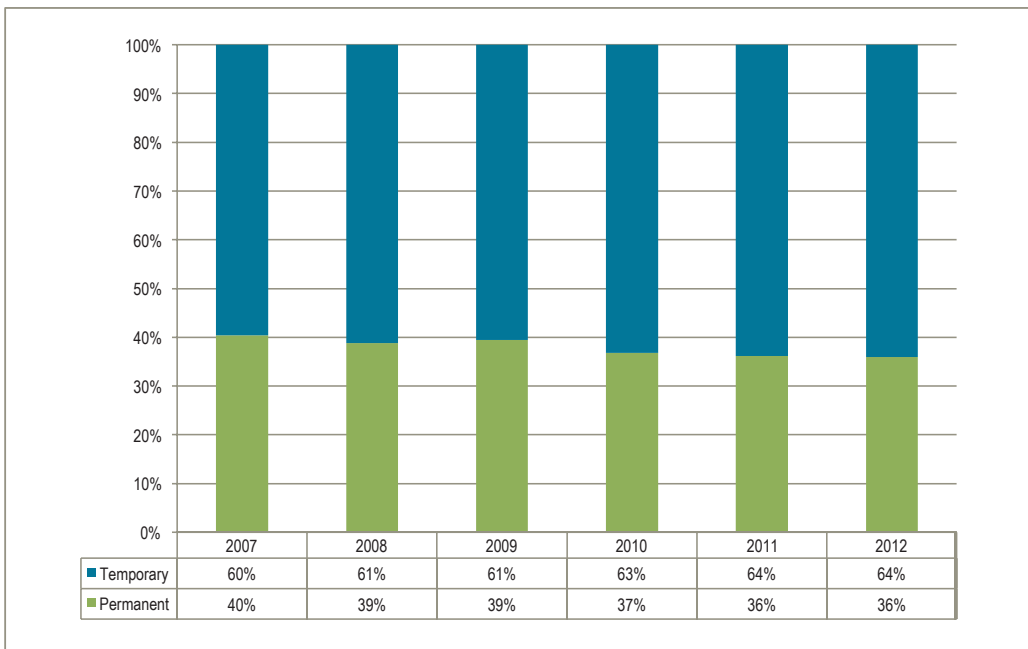


Figure 57 Proportion of permanent vs temporary staff members from 2007 to 2012



\* The Unknown category is not always displayed, but not omitted. Rounded off percentages may not always add up to 100%. The most recent HEMIS data in this section was extracted by DHET in December 2013.

Figure 58 Headcount overall staff members by race from 2007 to 2012

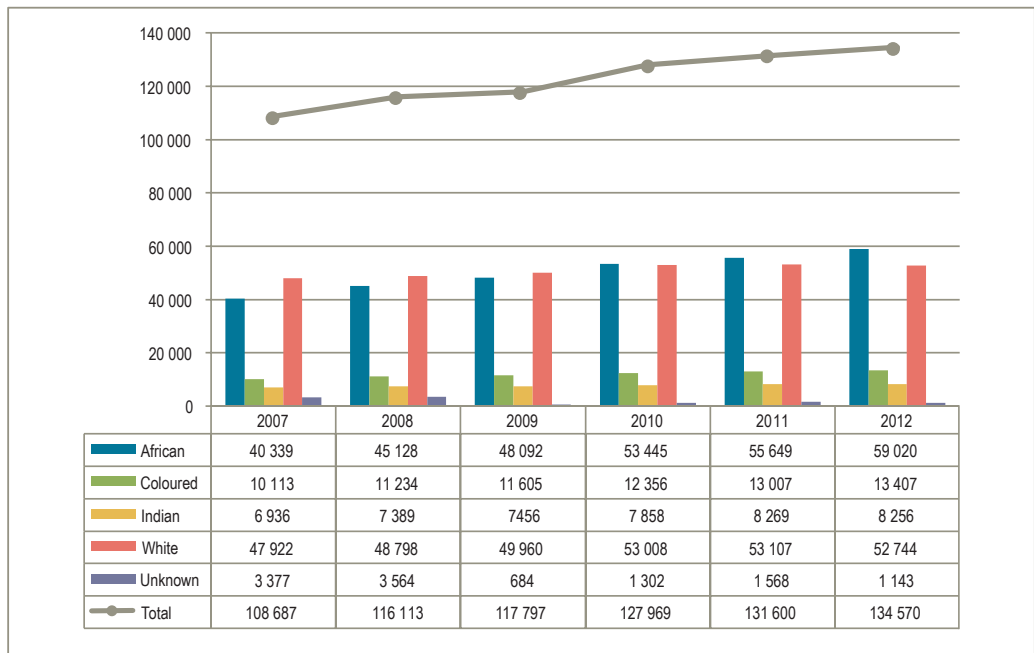


Figure 59 Headcount overall staff by gender for 2007 and 2012

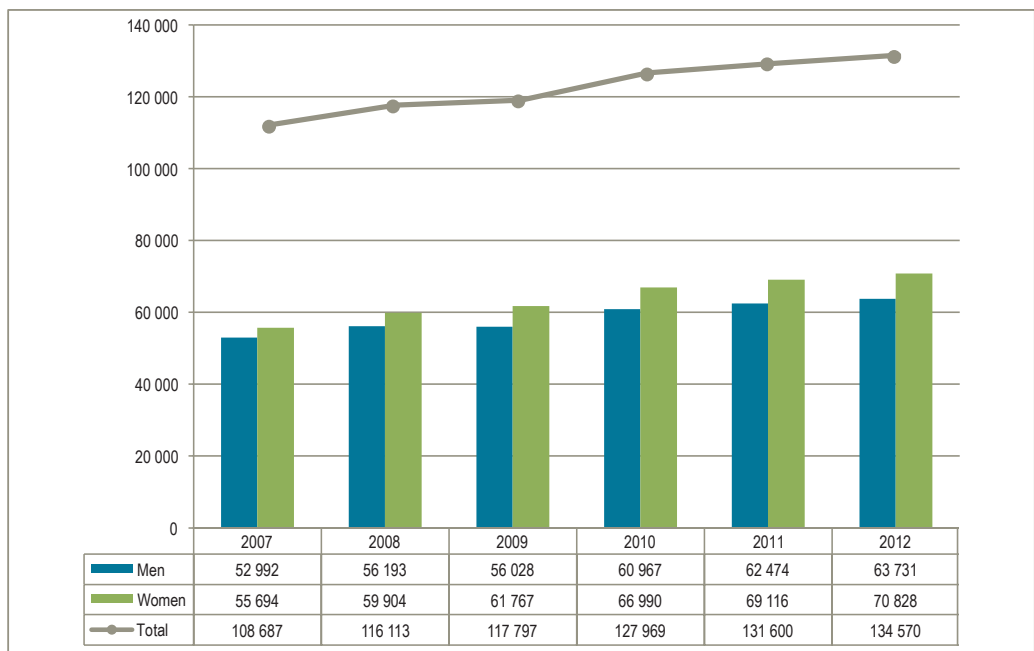


Figure 60 Headcount overall staff members by race and employment status for 2007 and 2012

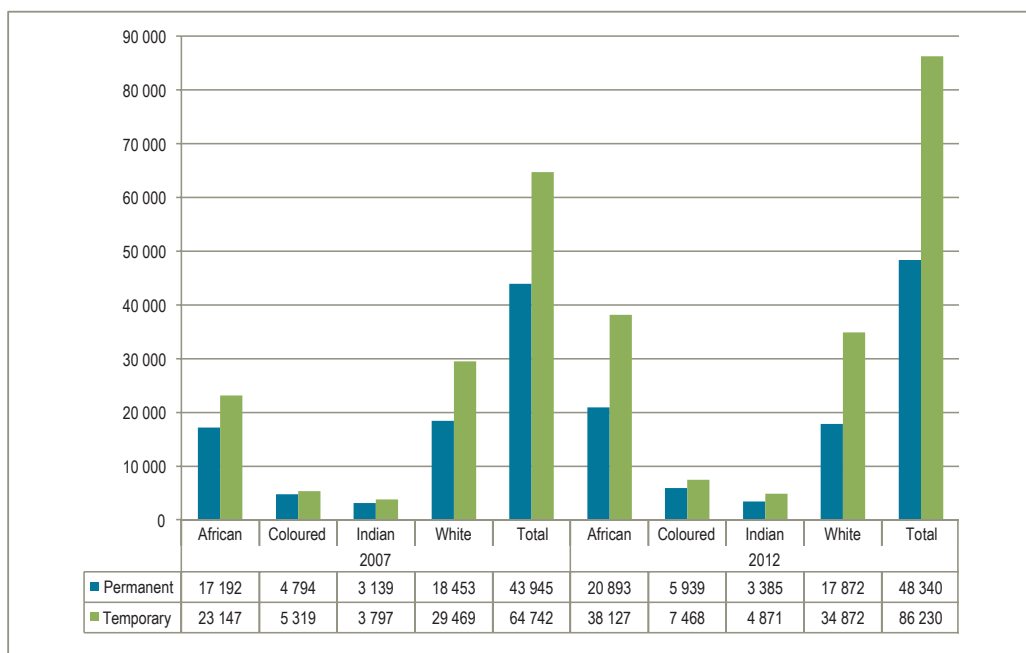
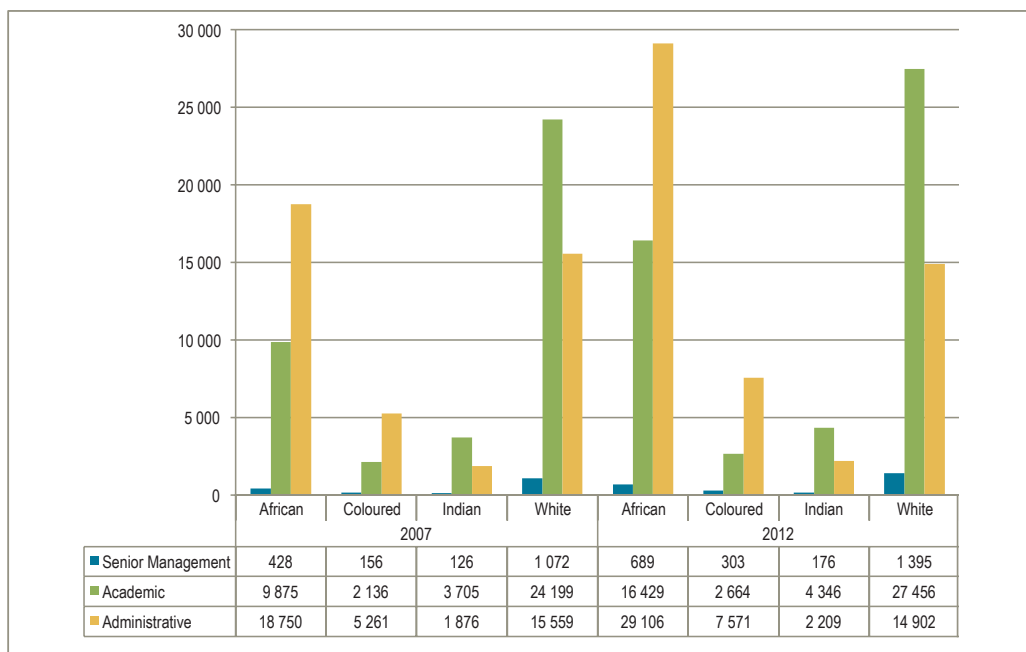


Figure 61 Headcount staff in selected personnel categories by race for 2007 and 2012



## Senior Management Staff

Figure 62 Headcount senior management staff by employment status from 2007 to 2012

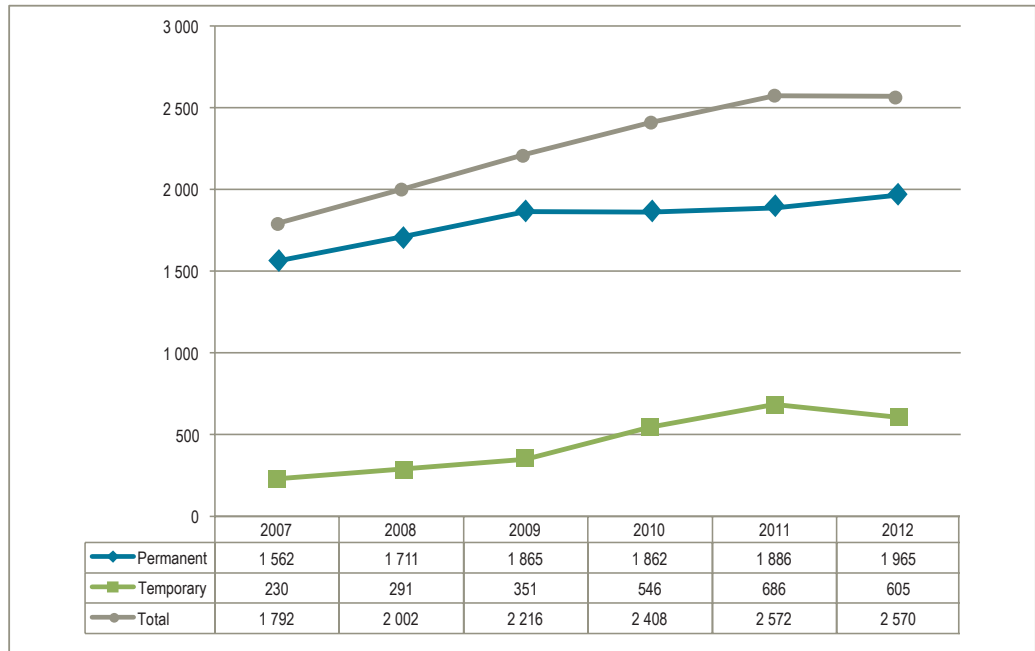


Figure 63 Proportion of permanent vs temporary senior management staff from 2007 to 2012

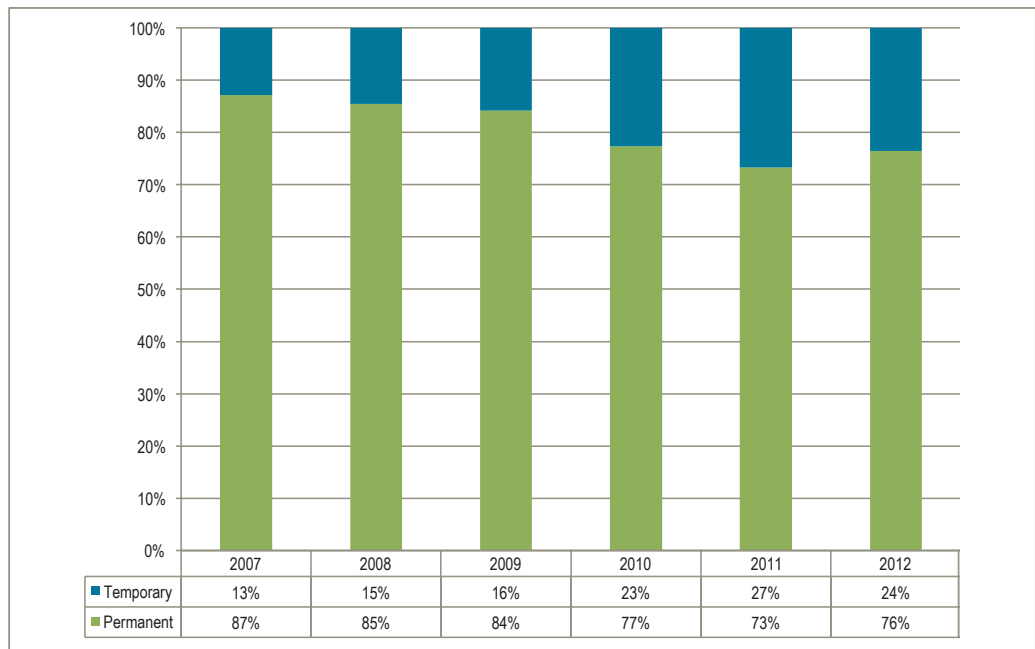


Figure 64 Headcount senior management staff members by race from 2007 to 2012

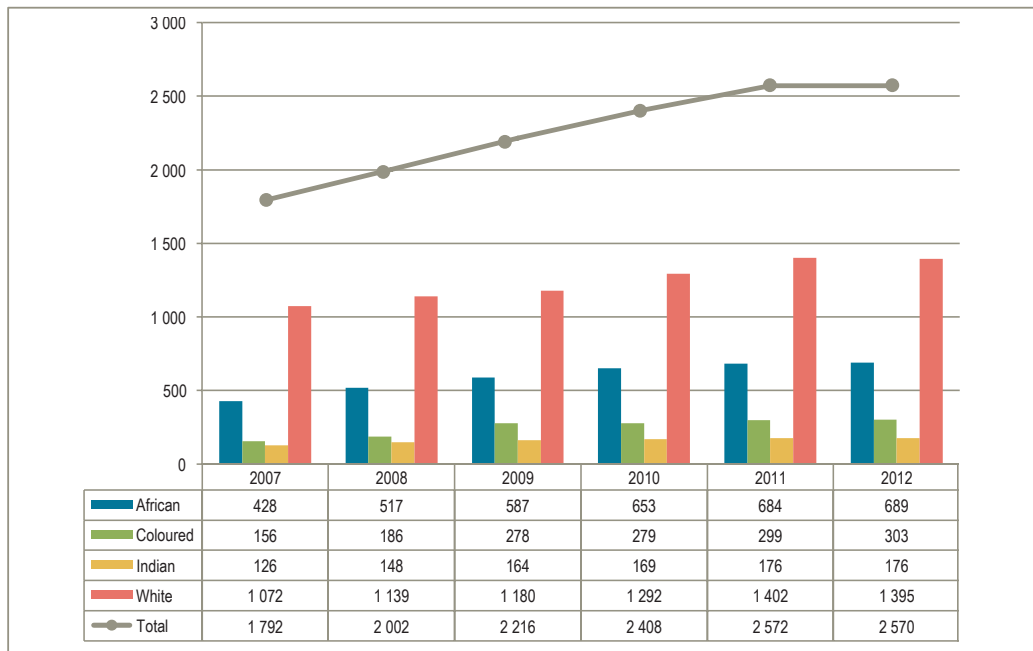


Figure 65 Headcount senior management staff members by gender from 2007 to 2012

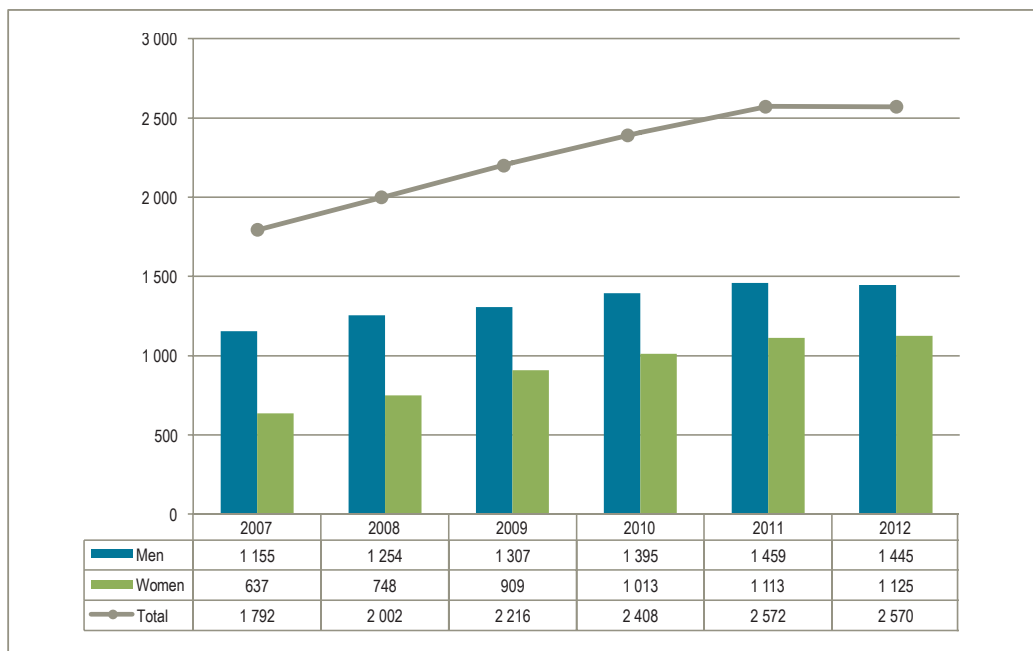
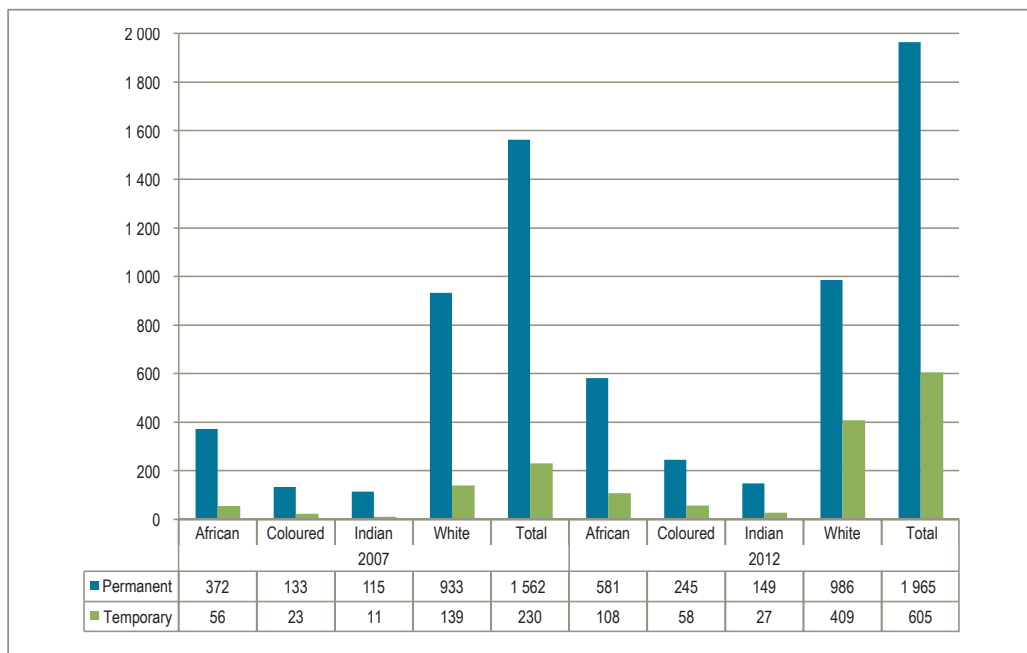


Figure 66 Headcount senior management staff members by race and employment status for 2007 and 2012



## Academic Staff

Figure 67 Headcount academic staff members by employment status from 2007 to 2012

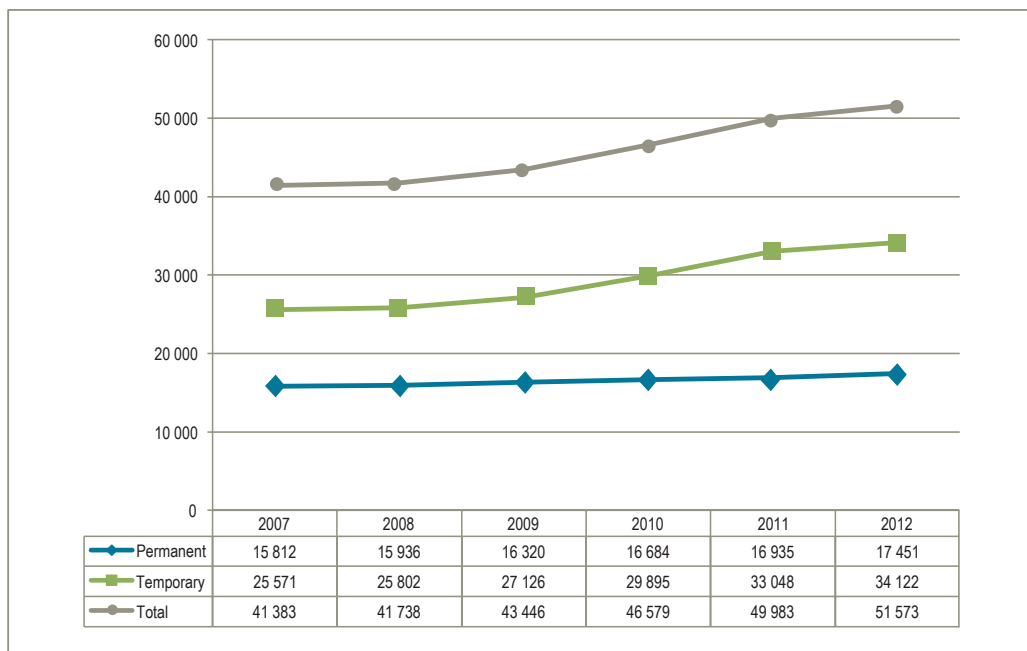


Figure 68 Proportion of permanent vs temporary academic staff members from 2007 to 2012

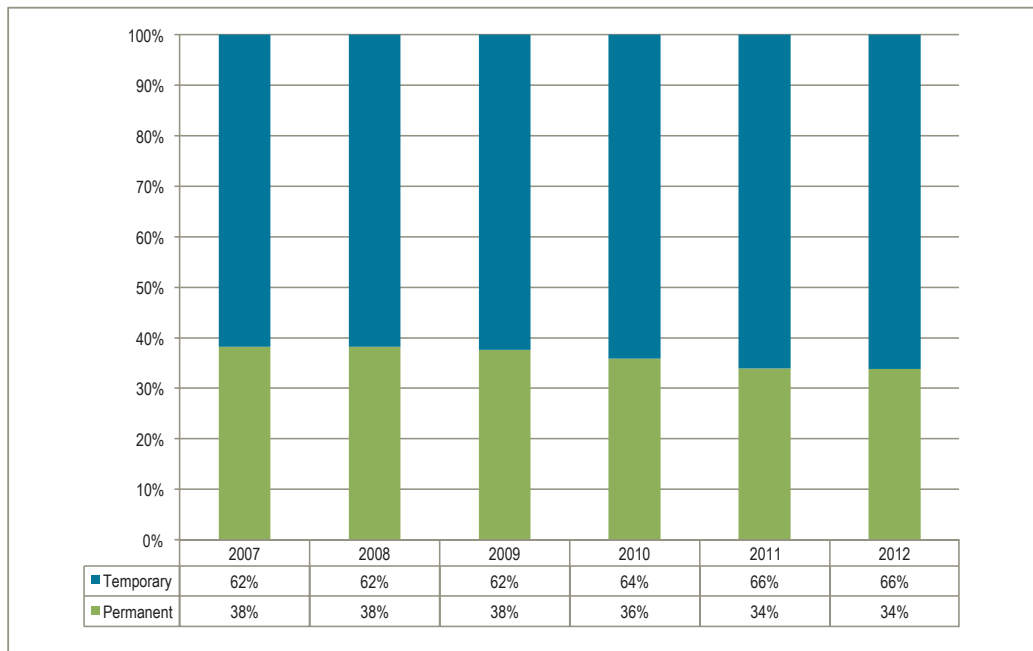


Figure 69 Headcount academic staff members by race from 2007 to 2012

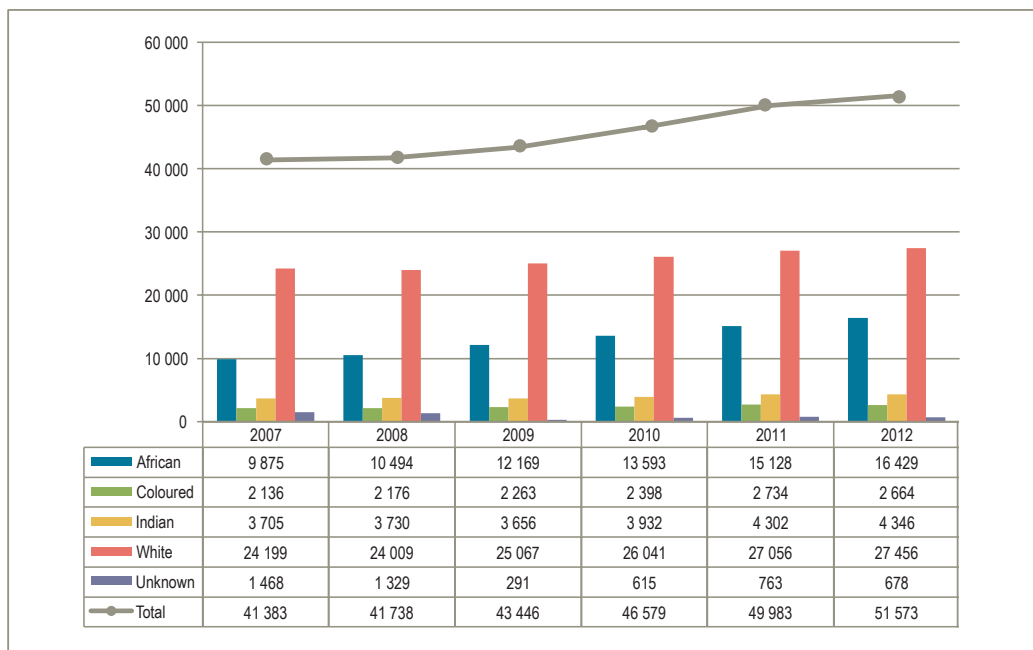




Figure 70 Headcount academic staff members by gender from 2007 to 2012

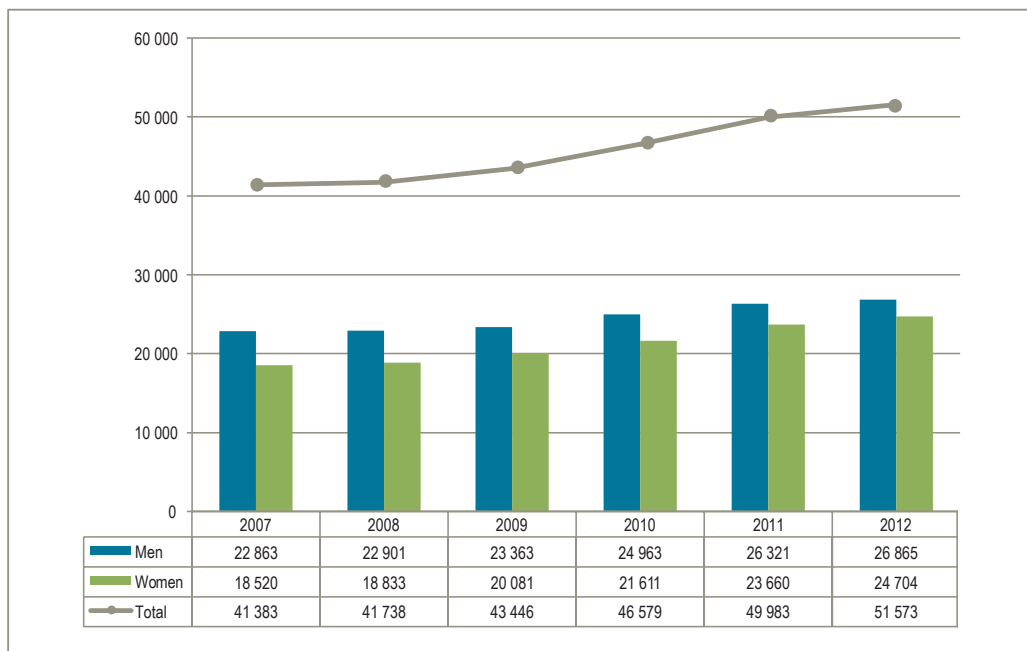


Figure 71 Headcount academic staff members by race and employment status for 2007 and 2012

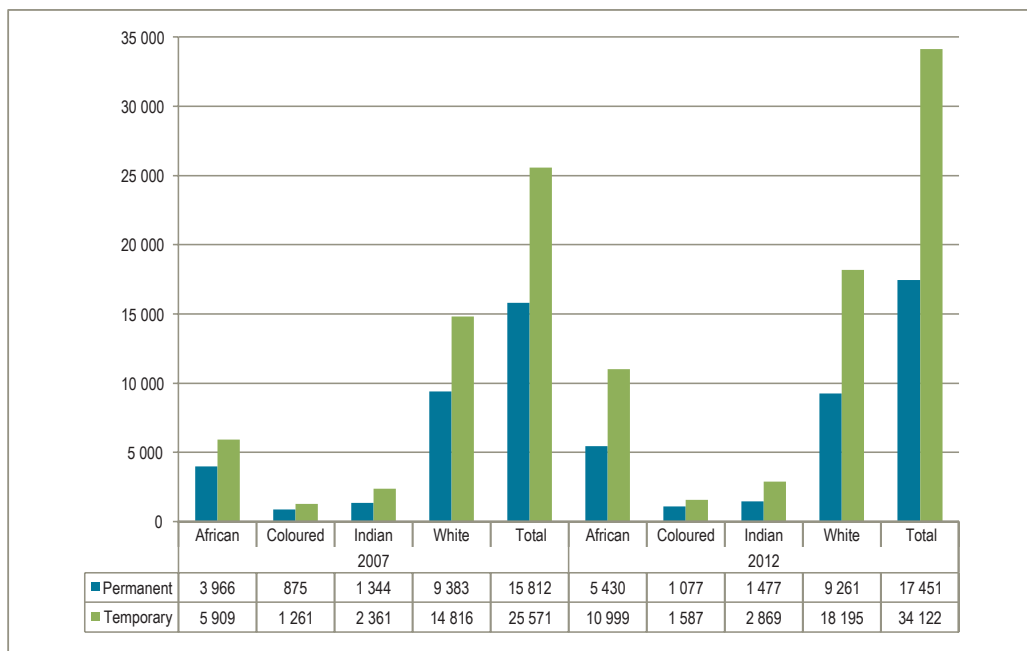


Figure 72 Headcount all academic staff by race and qualification level for 2007 and 2012

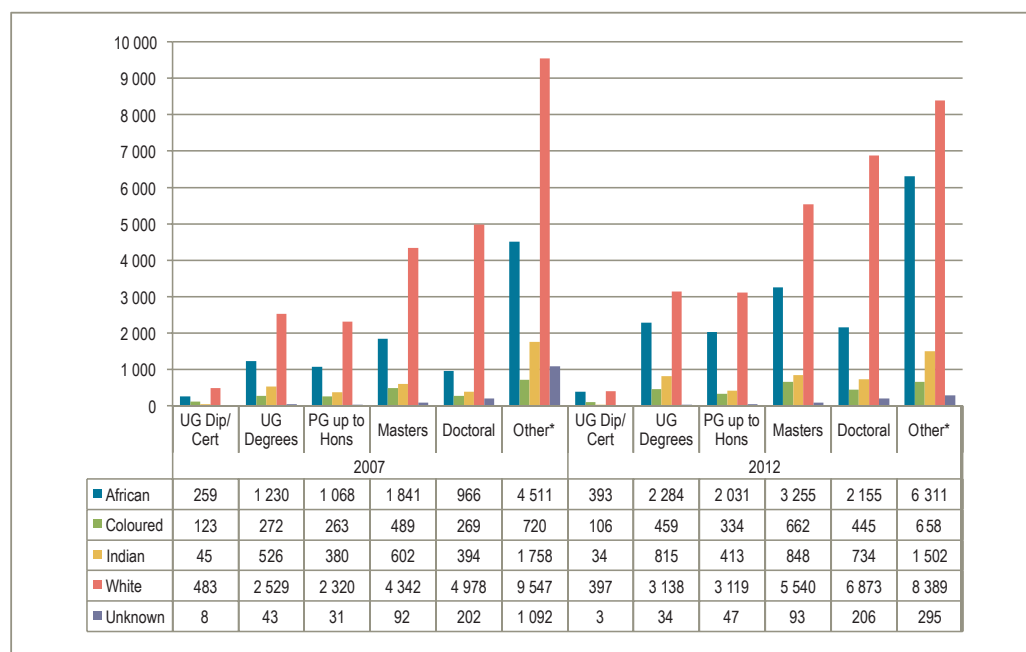
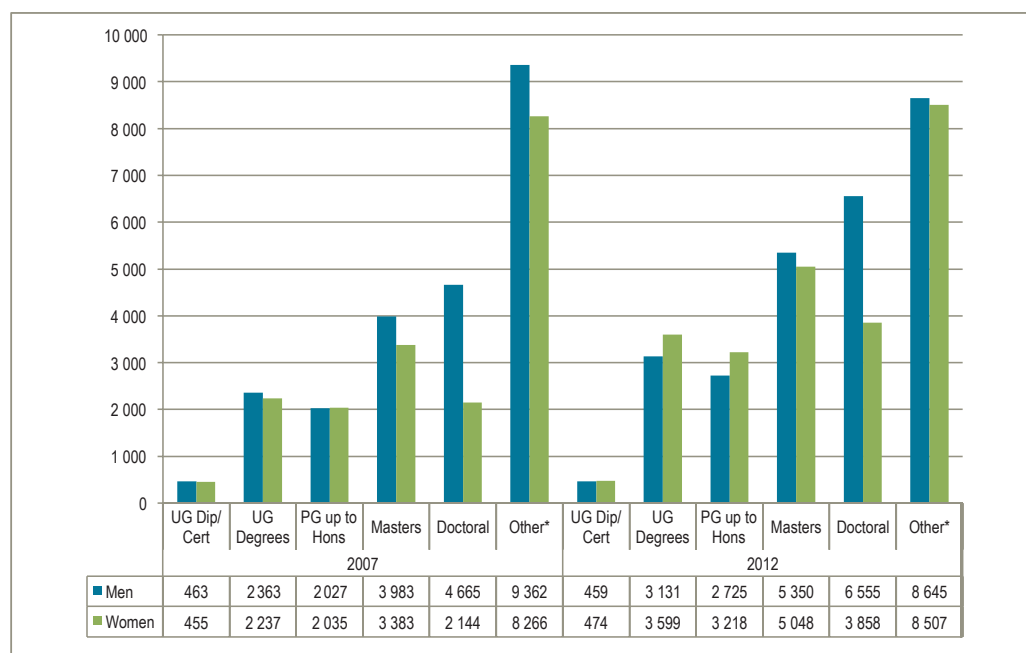


Figure 73 Headcount all academic staff by gender and qualification level for 2007 and 2012



\* Other includes all unknowns and qualifications labelled as other.

Figure 74 Headcount permanent academic staff by race and qualification level for 2007 and 2012

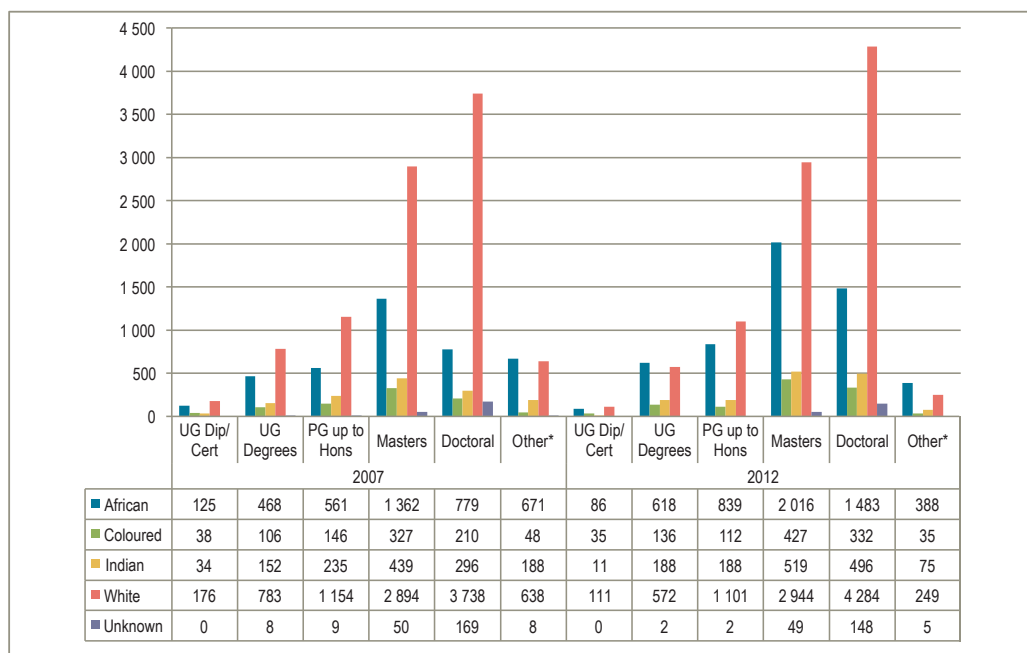
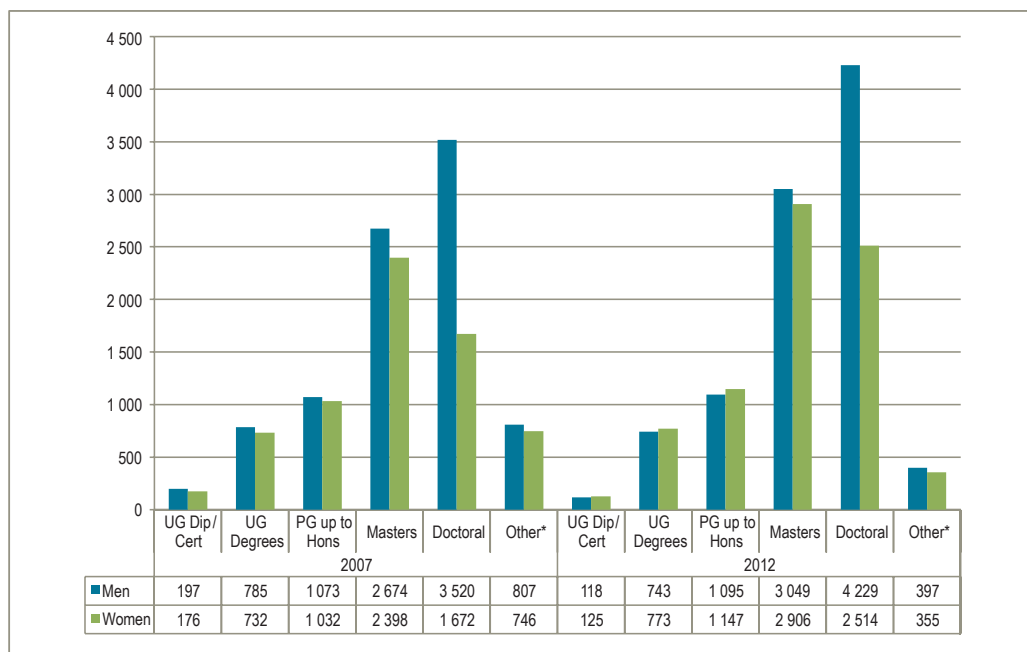


Figure 75 Headcount permanent academic staff by gender and qualification level for 2007 and 2012



\* Other includes all unknowns and qualifications labelled as other.

Figure 76 Headcount academic staff members by age grouping from 2007 to 2012

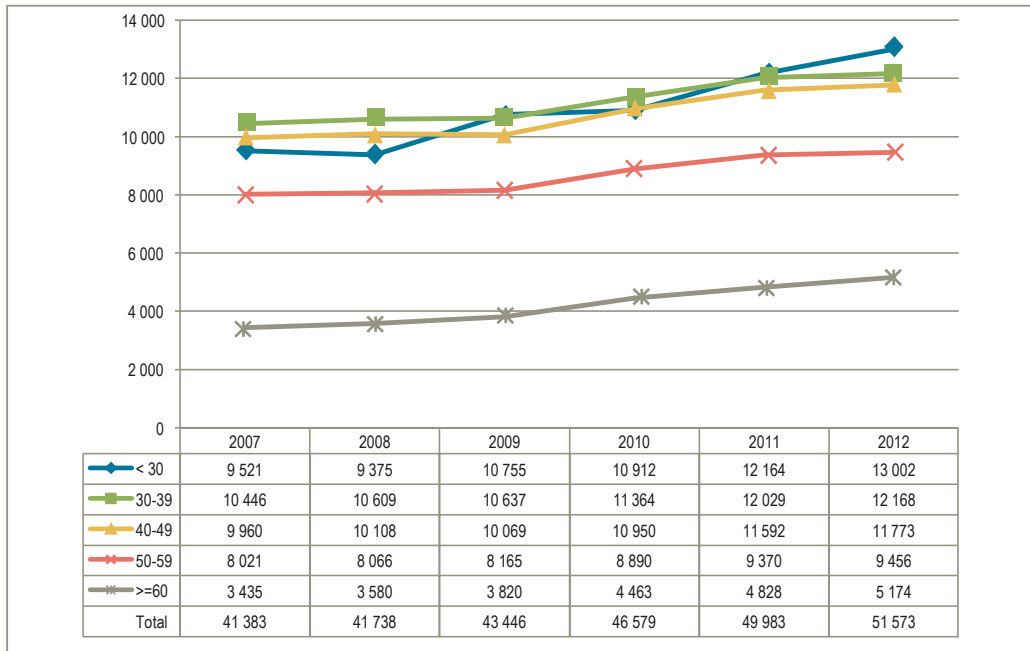
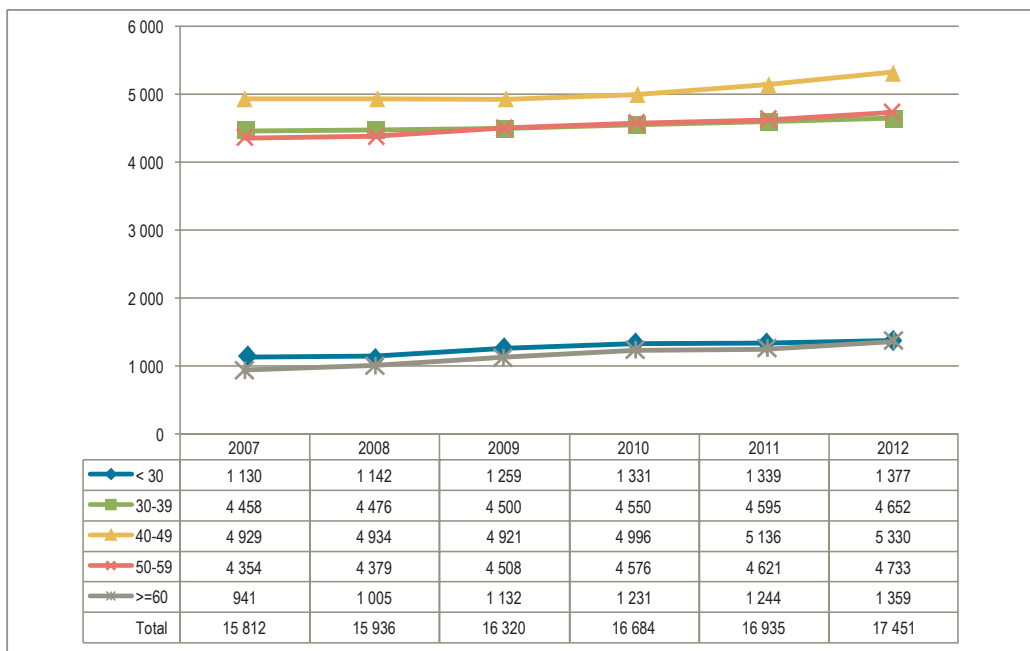


Figure 77 Headcount permanent academic staff members by age grouping from 2007 to 2012



## Administrative Staff

Figure 78 Headcount administrative staff members by employment status from 2007 to 2012

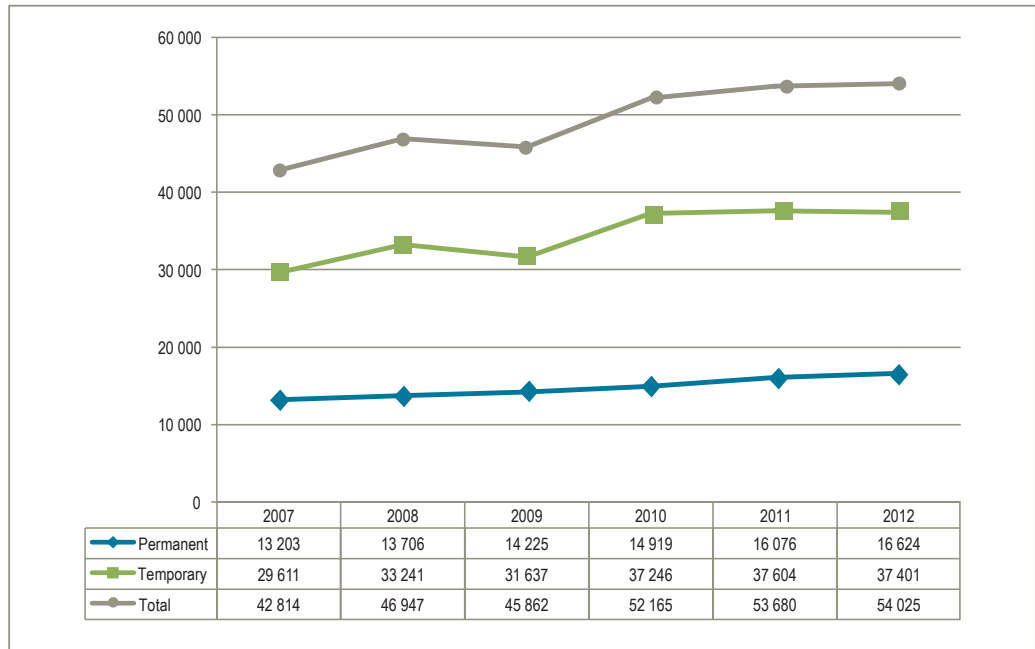


Figure 79 Proportion of permanent vs temporary administrative staff members from 2007 to 2012

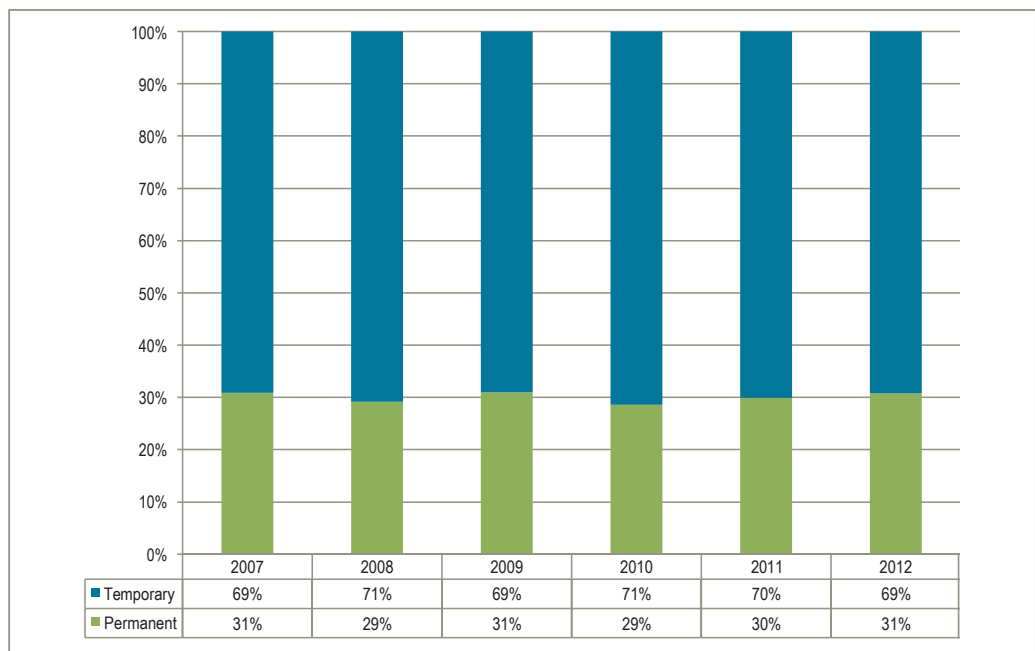


Figure 80 Headcount administrative staff members by race from 2007 to 2012

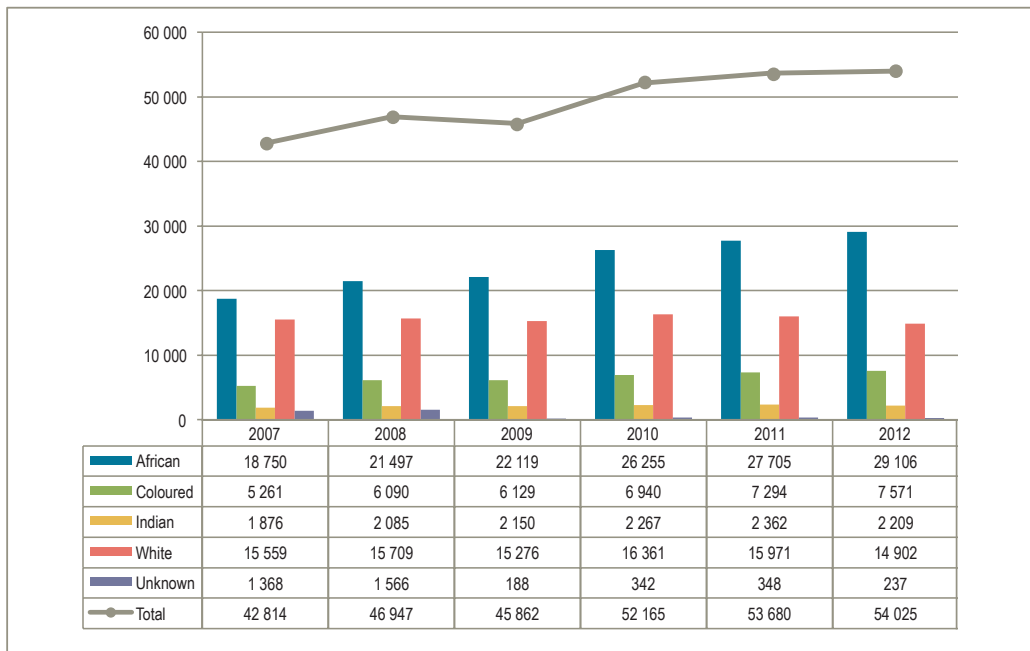


Figure 81 Headcount administrative staff members by gender from 2007 to 2012

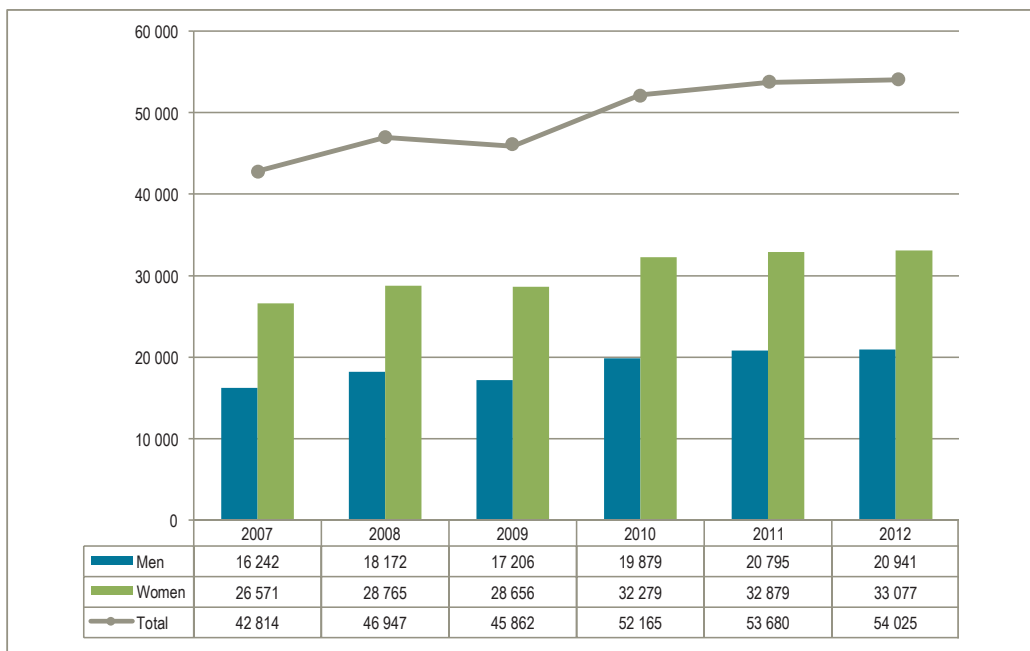
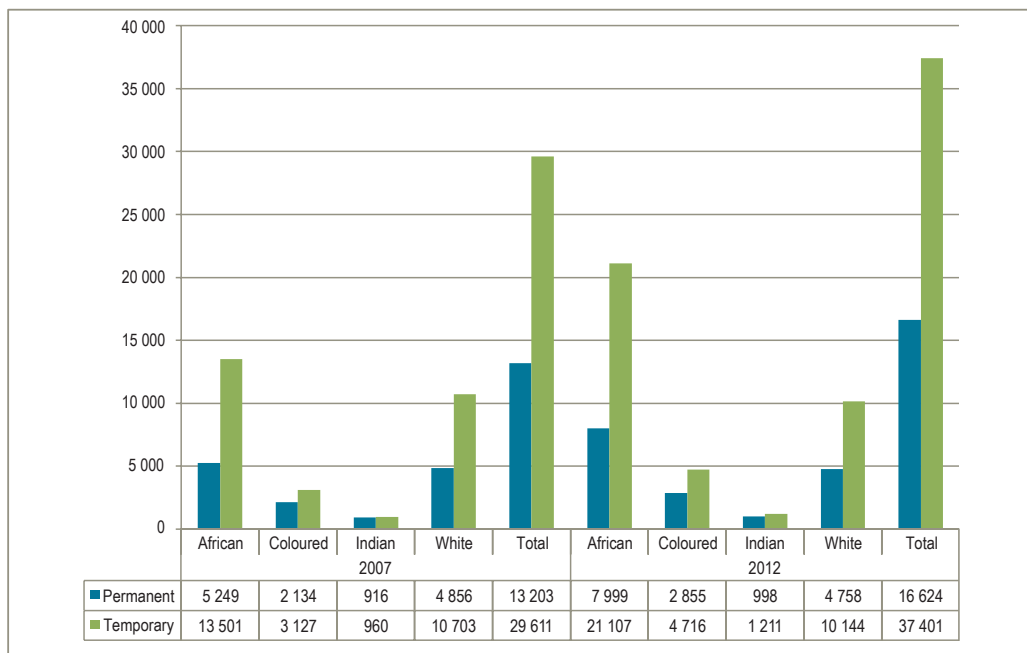


Figure 82 Headcount administrative staff members by race for 2007 and 2012



## Service Staff

Figure 83 Headcount service staff members by employment status from 2007 to 2012



Figure 84 Proportion of permanent vs temporary service staff members from 2007 to 2012

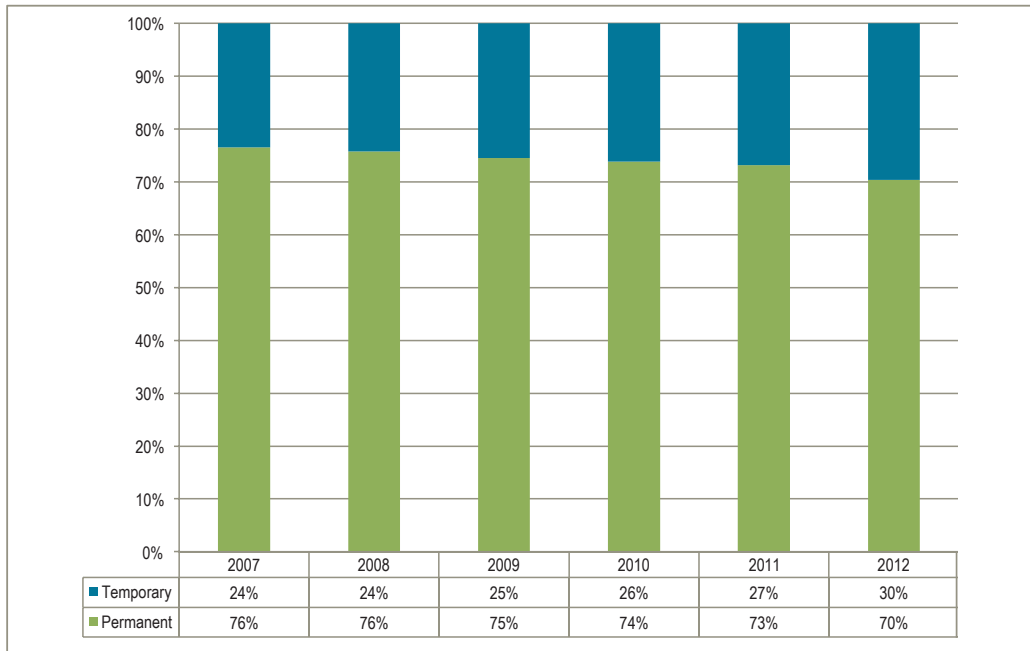


Figure 85 Headcount service staff members by race from 2007 to 2012

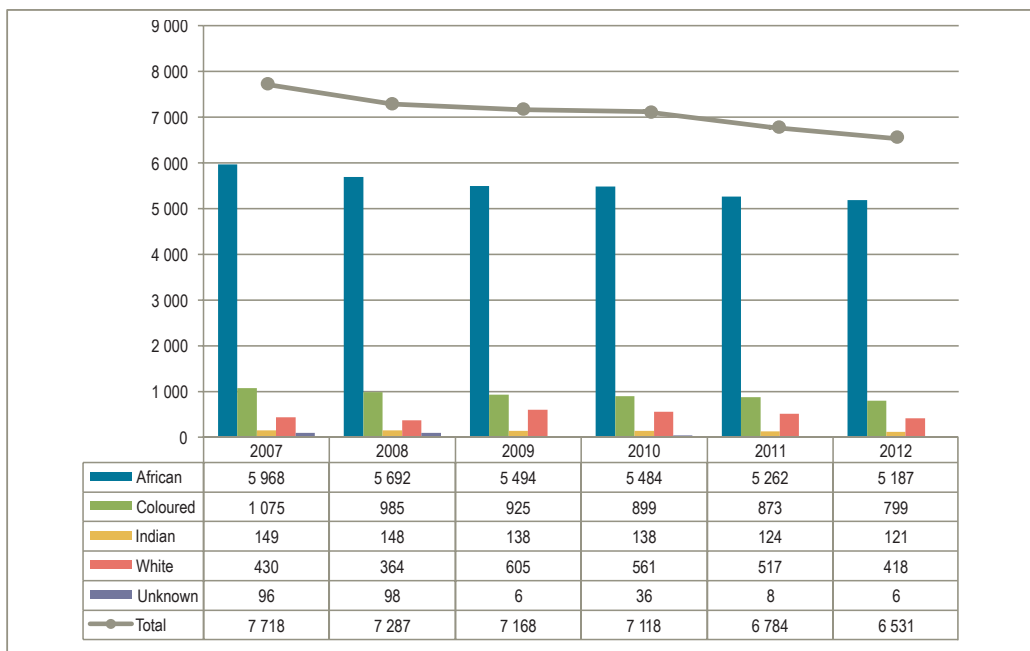




Figure 86 Headcount service staff members by gender from 2007 to 2012

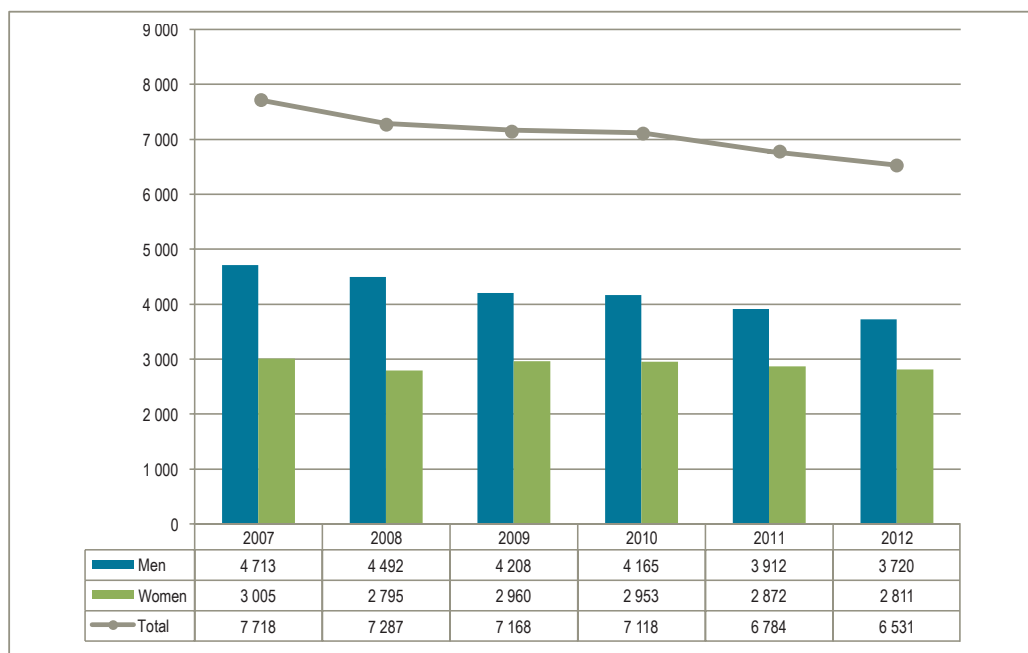
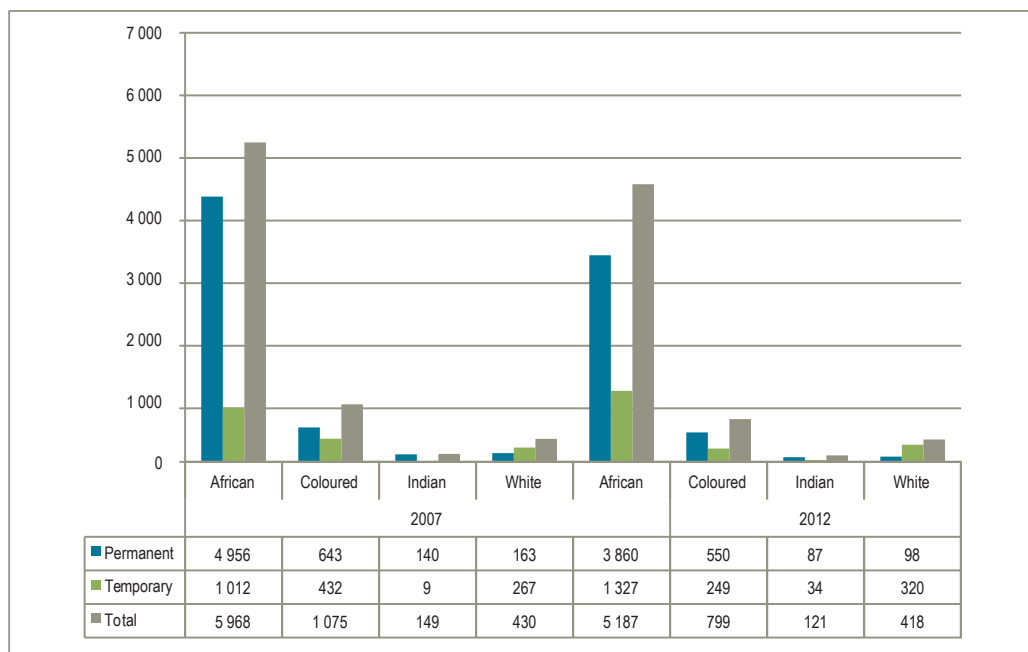


Figure 87 Headcount service staff members by employment status and race for 2007 and 2012



## Other

Figure 88 FTE Student : Staff ratio from 2007 to 2012

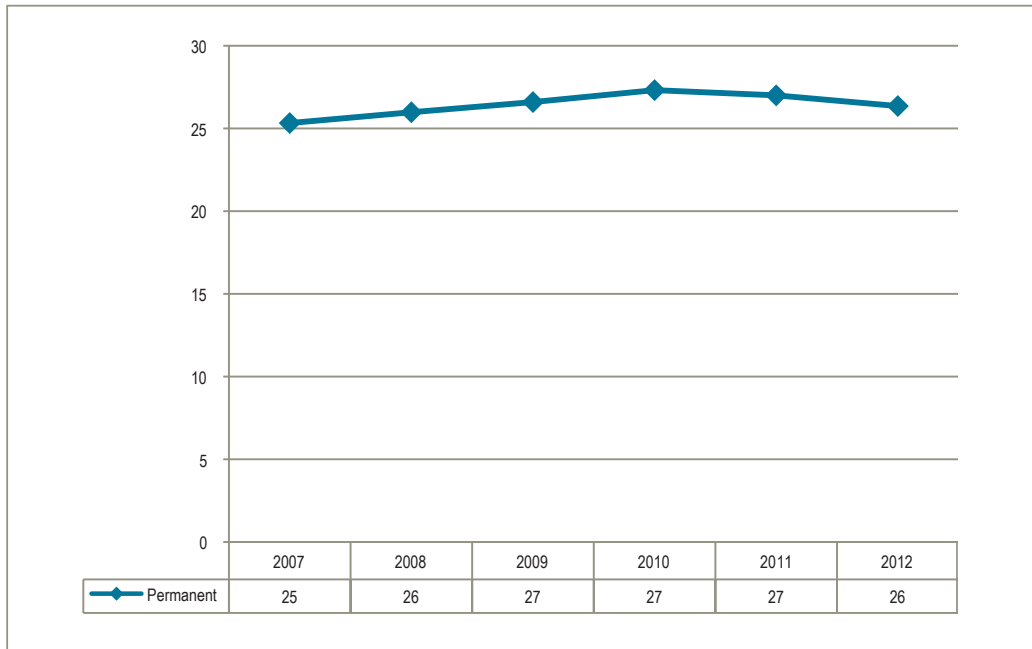


Figure 89 Headcount Student : Staff ratio for permanent and temporary academic staff together and permanent academic staff only from 2007 to 2012

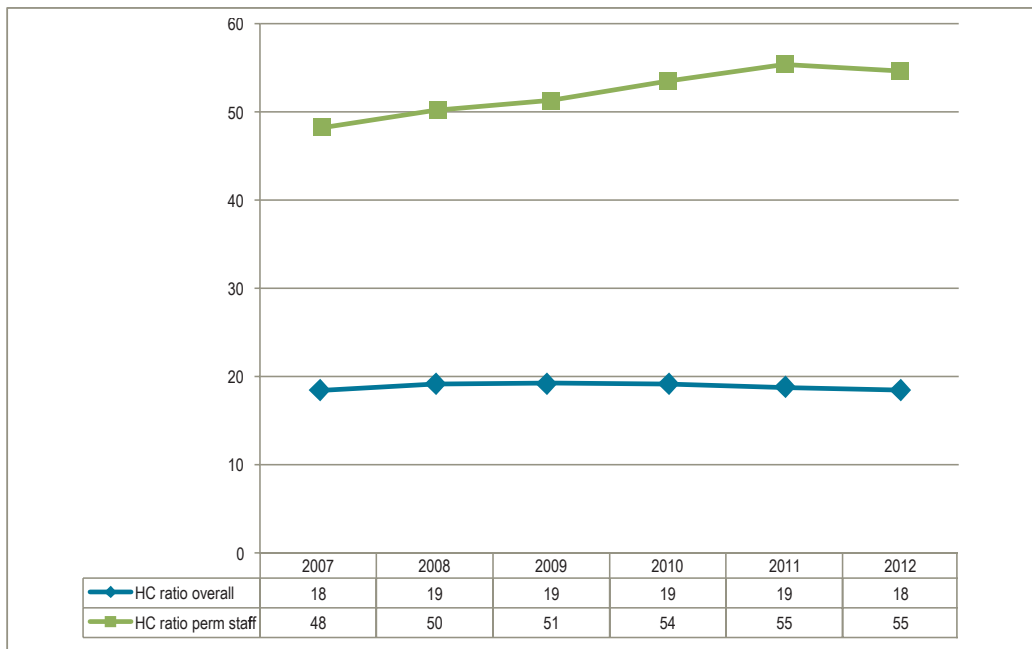
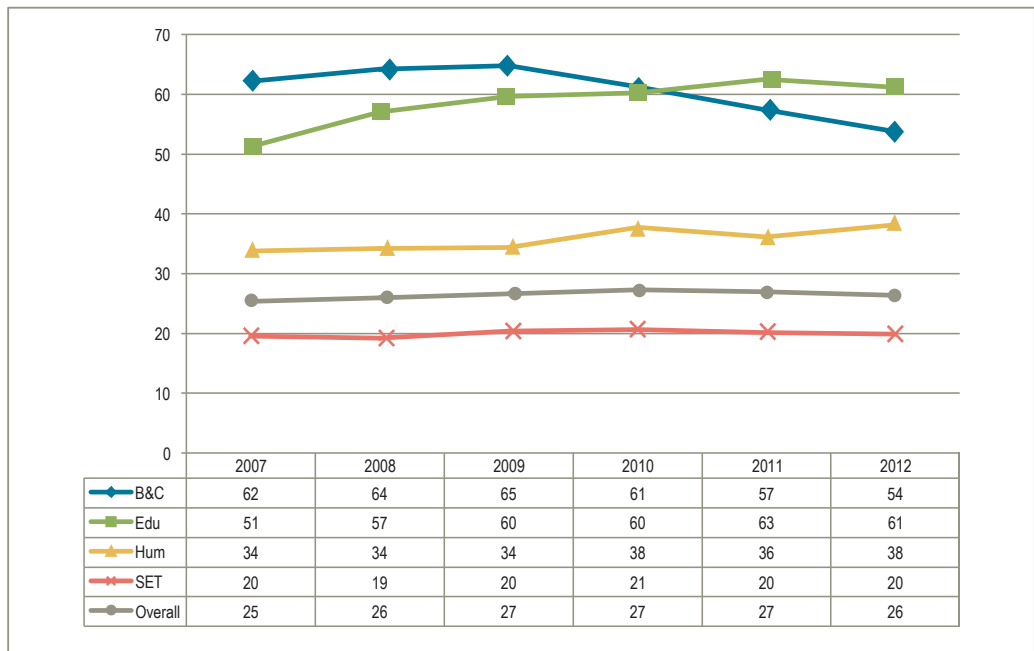



Figure 90 FTE Student : Staff ratio by field of study from 2007 to 2012\*\*



\*\*B&C: Business and Commerce; SET: Science, Engineering and Technology.

# COHORT STUDY






Figure 91 Throughput rates for 360-credit diplomas with first year of enrolment in 2007 (excluding UNISA)

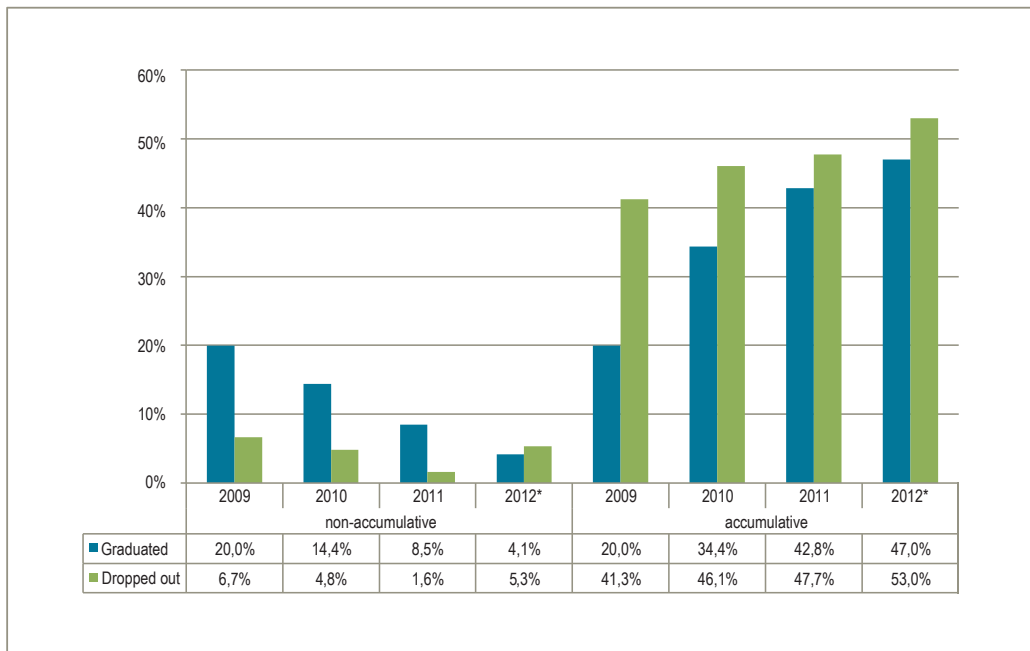
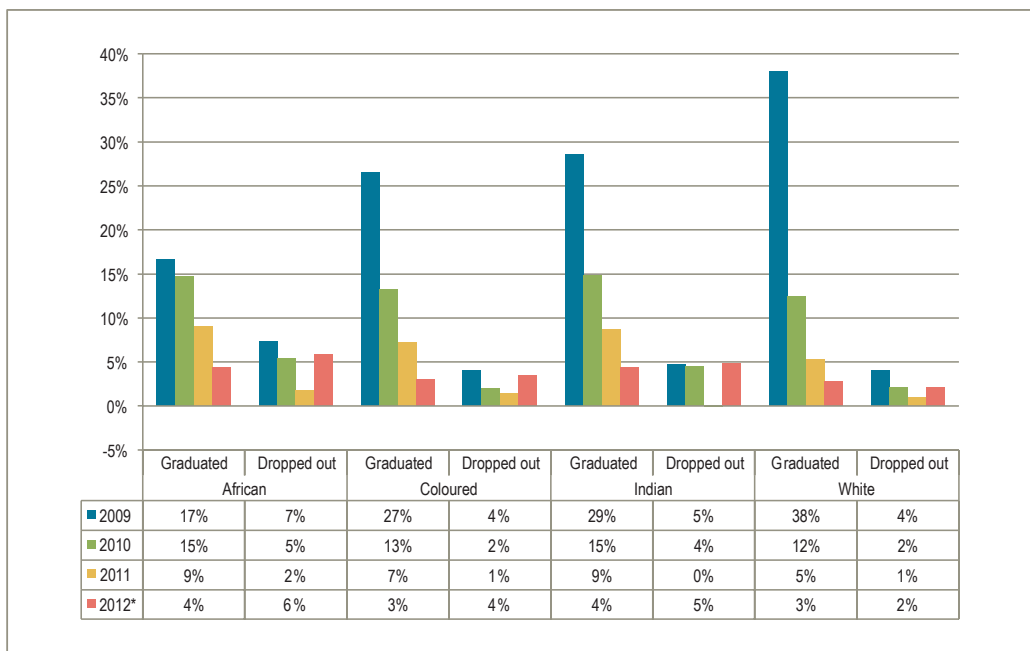


Figure 92 Throughput rates by race for 360-credit diplomas with first year of enrolment in 2007 (excluding UNISA) – non-accumulative



\* There may be potential graduates remaining in the system after 2012.

Figure 93 Throughput rates by race for 360-credit diplomas with first year of enrolment in 2007 (excluding UNISA) – accumulative

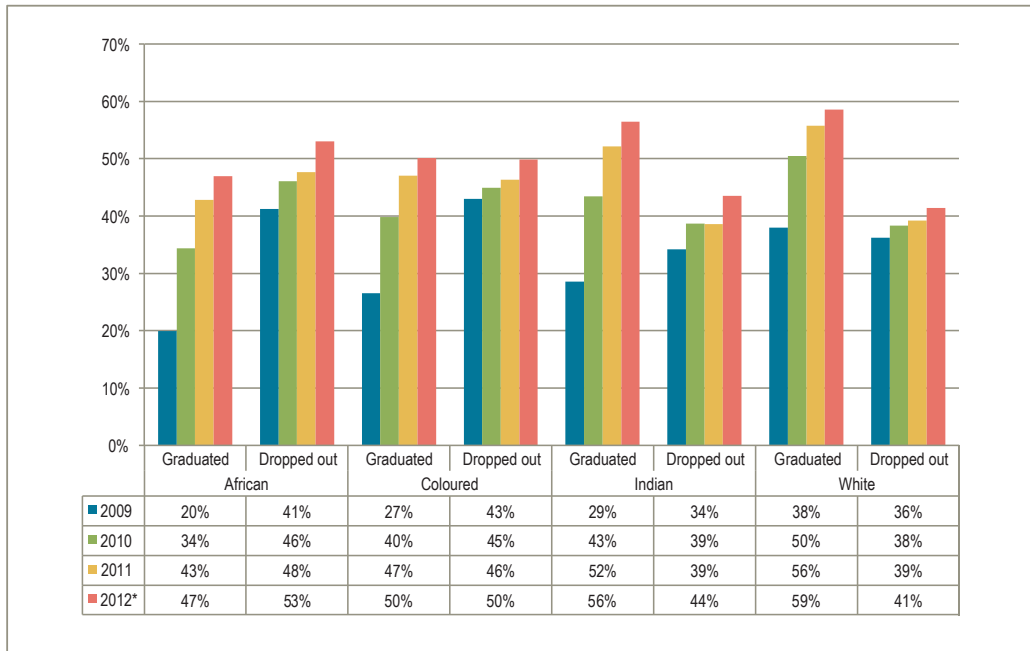
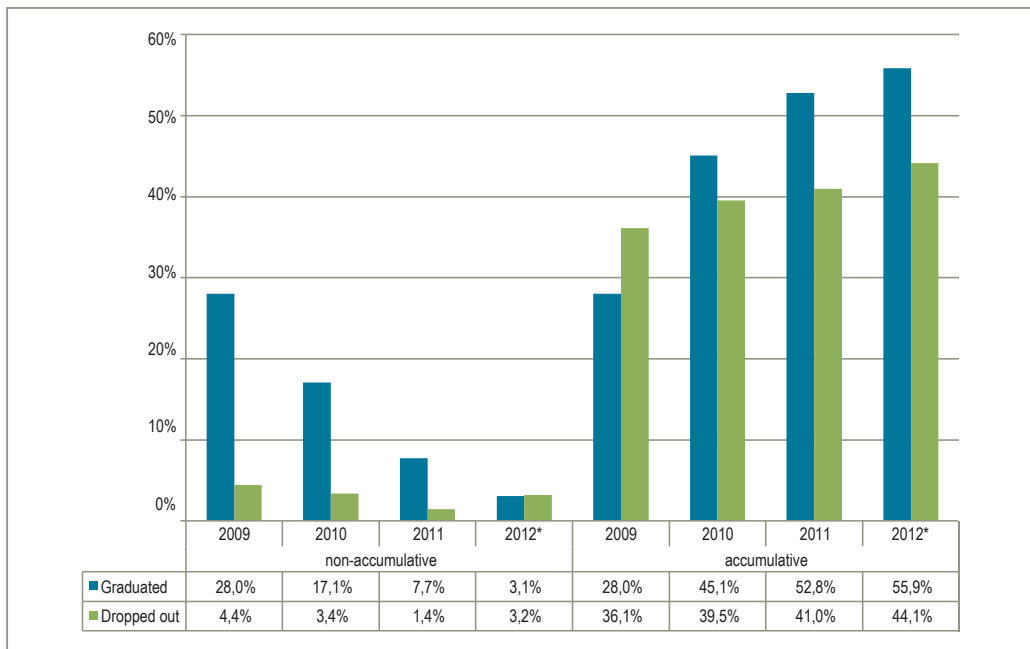


Figure 94 Throughput rates for 3-year degrees with first year of enrolment in 2007 (excluding UNISA)



\* There may be potential graduates remaining in the system after 2012.

Figure 95 Throughput rates by race for 3-year degrees with first year of enrolment in 2007 (excluding UNISA) – non-accumulative

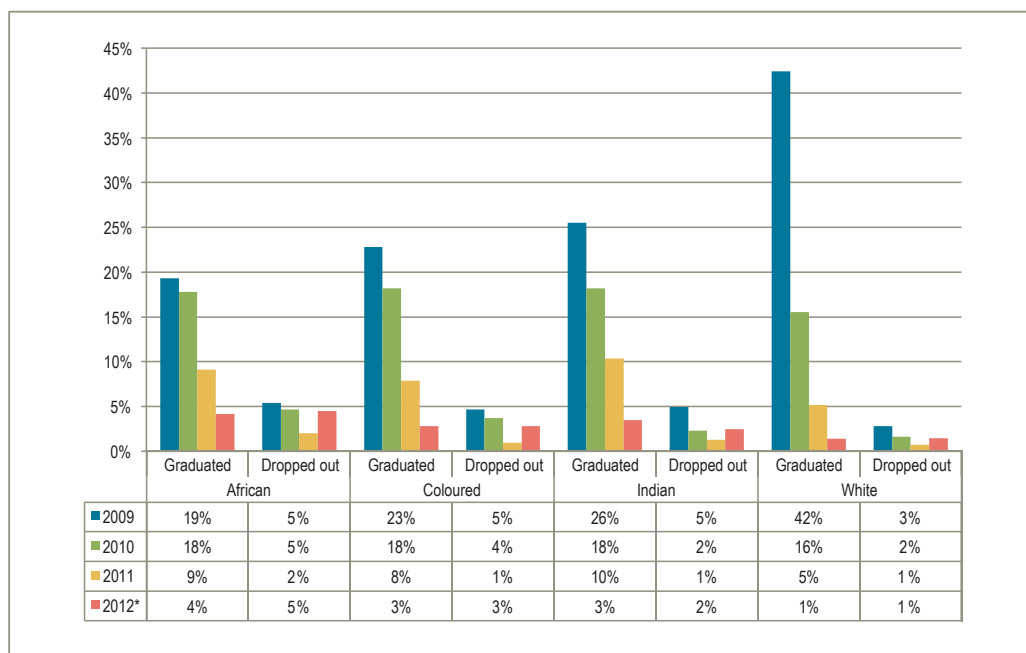
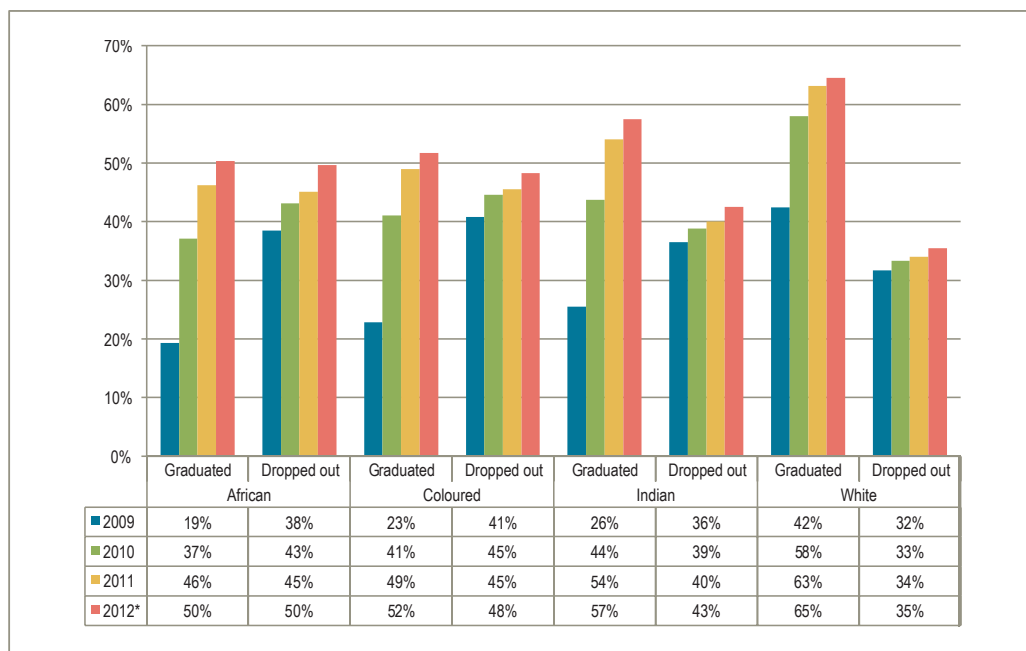


Figure 96 Throughput rates by race for 3-year degrees with first year of enrolment in 2007 (excluding UNISA) – accumulative



\* There may be potential graduates remaining in the system after 2012.



Figure 97 Throughput rates for 4-year degrees with first year of enrolment in 2007 (excluding UNISA)

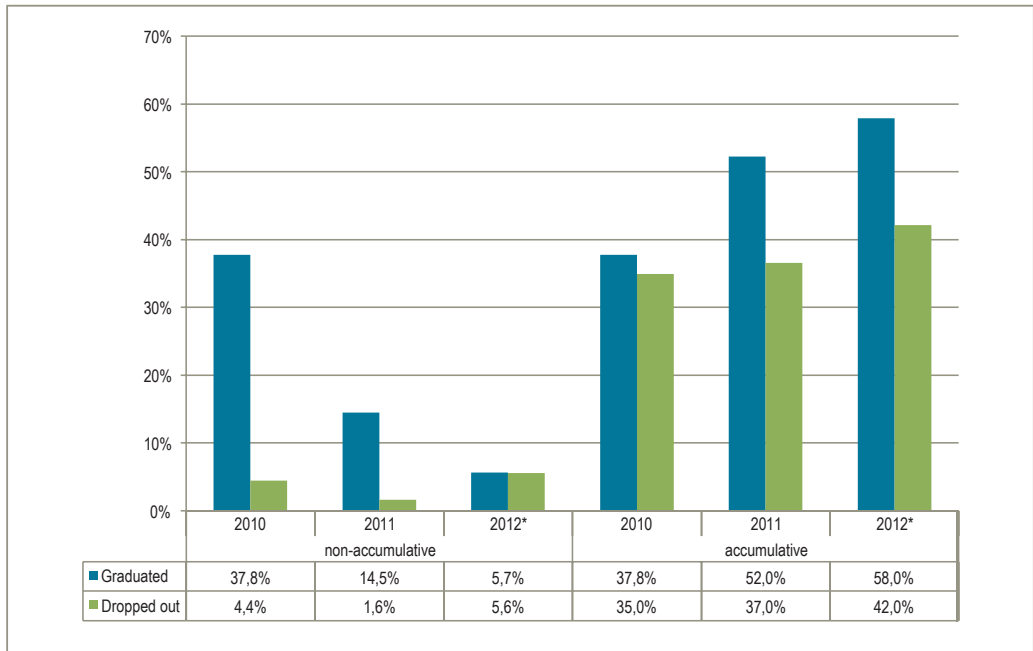
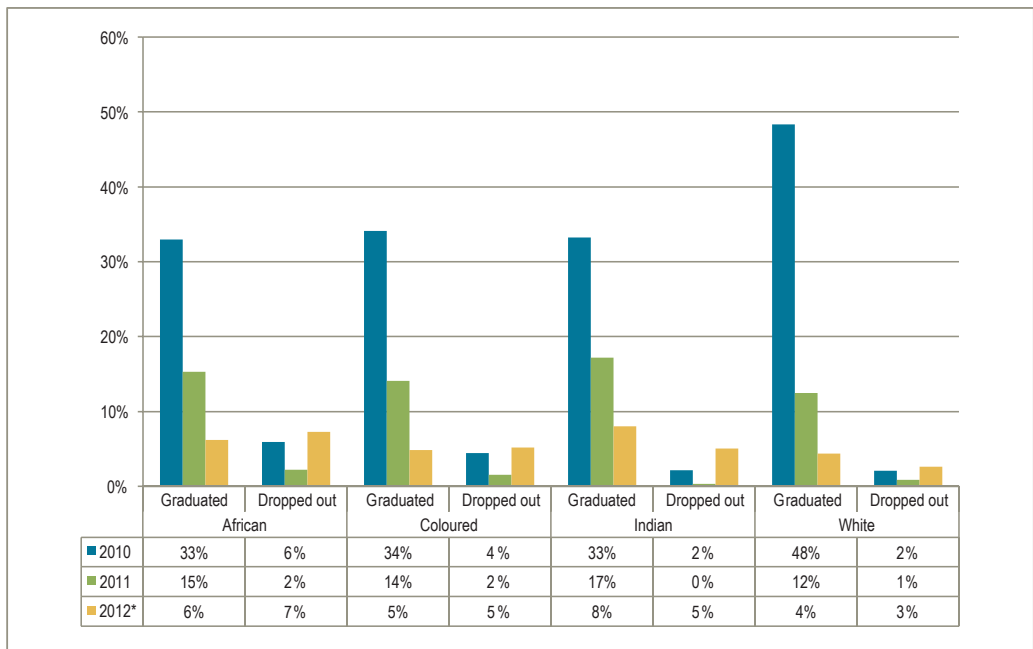
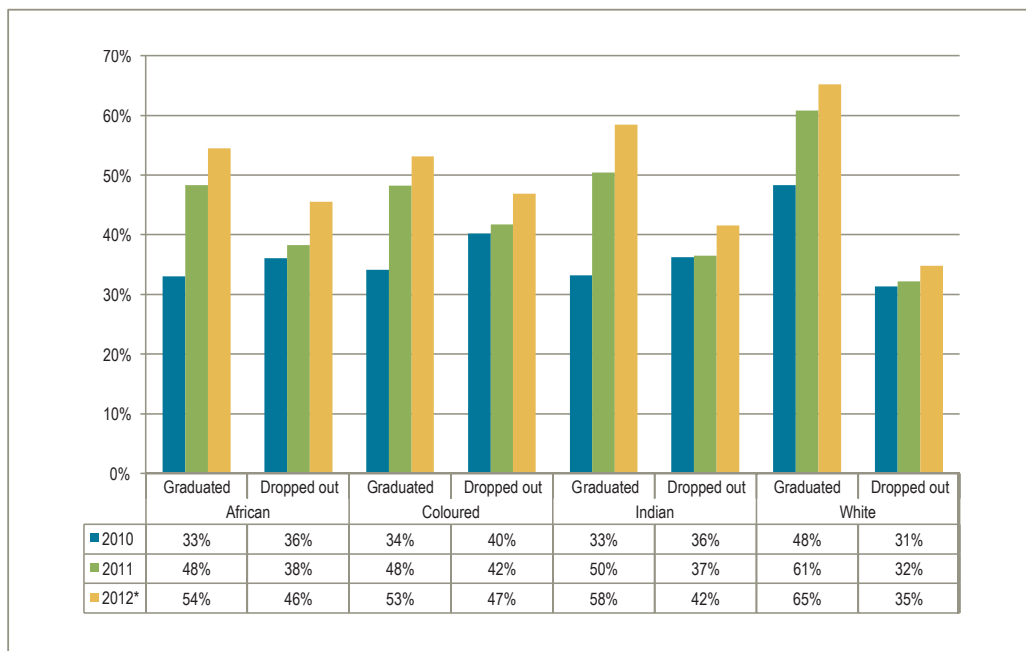


Figure 98 Throughput rates by race for 4-year degrees with first year of enrolment in 2007 (excluding UNISA) – non-accumulative



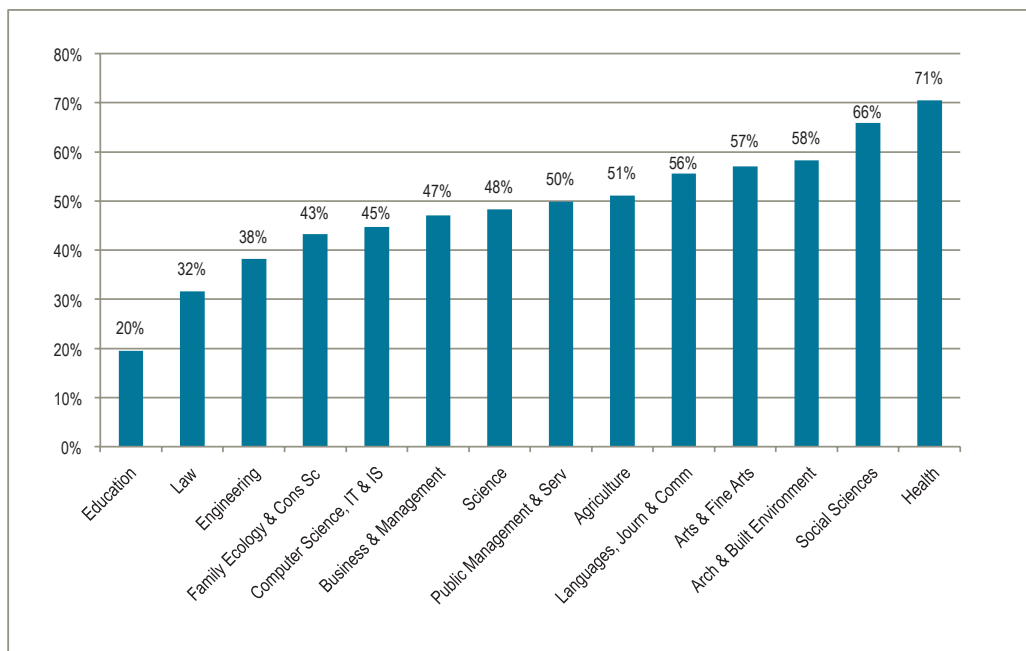
\* There may be potential graduates remaining in the system after 2012.

Figure 99 Throughput rates by race for 4-year degrees with first year of enrolment in 2007 (excluding UNISA) – accumulative



### 360-credit diplomas by broad field\*\*

Figure 100 Percentage of the 2007 cohort doing 360-credit diplomas that graduated in 6 years, i.e. by 2012



\* There may be potential graduates remaining in the system after 2012.

\*\* A detailed list of the specific knowledge areas included for each broad field can be found in Appendix 3. Only the fields with the highest numbers are shown in the graphs for 360-credit diplomas below.

Figure 101 Headcount of the 2007 cohort doing 360-credit diplomas that graduated in 6 years i.e. by 2012

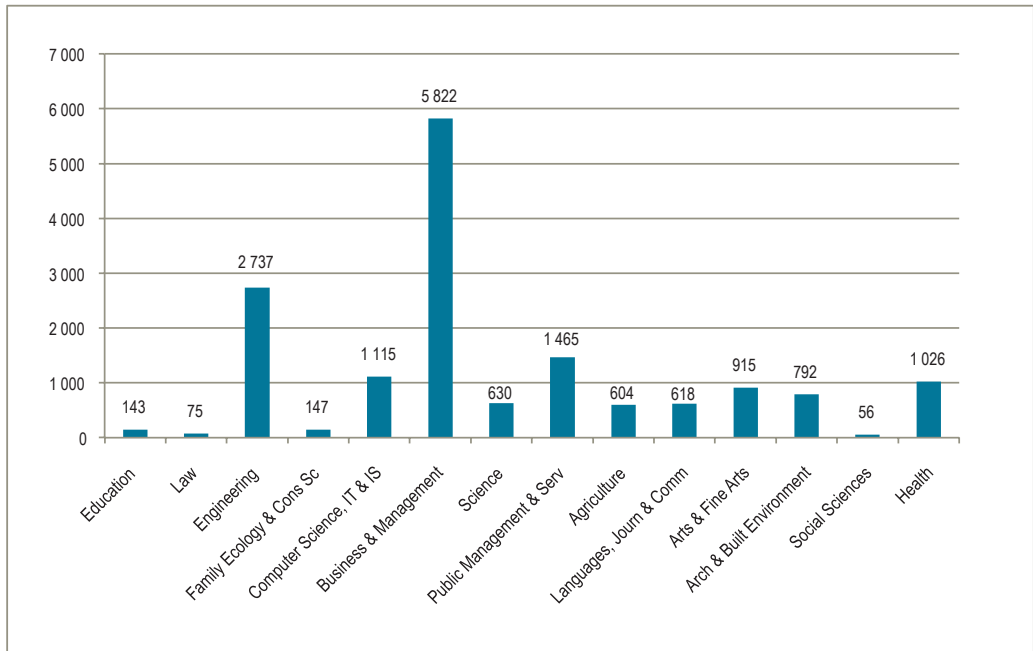
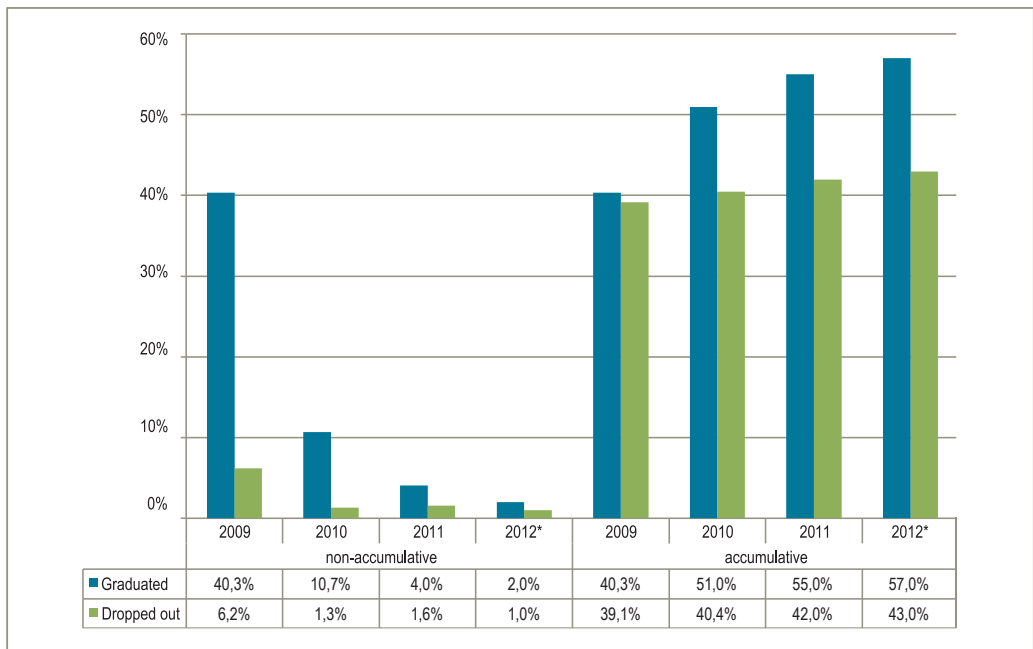


Figure 102 Throughput rates for 360-credit diplomas (Arts, Fine Arts & Communication) with first year of enrolment in 2007 (excluding UNISA)



\* There may be potential graduates remaining in the system after 2012.

Figure 103 Throughput rates for 360-credit diplomas (Business & Management Sciences) with first year of enrolment in 2007 (excluding UNISA)

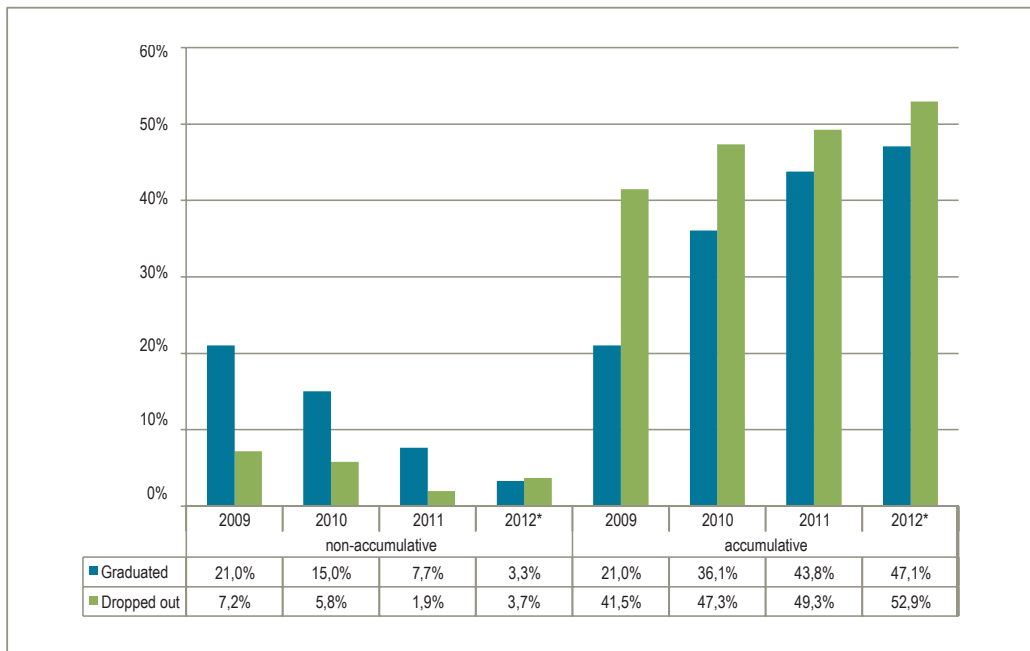
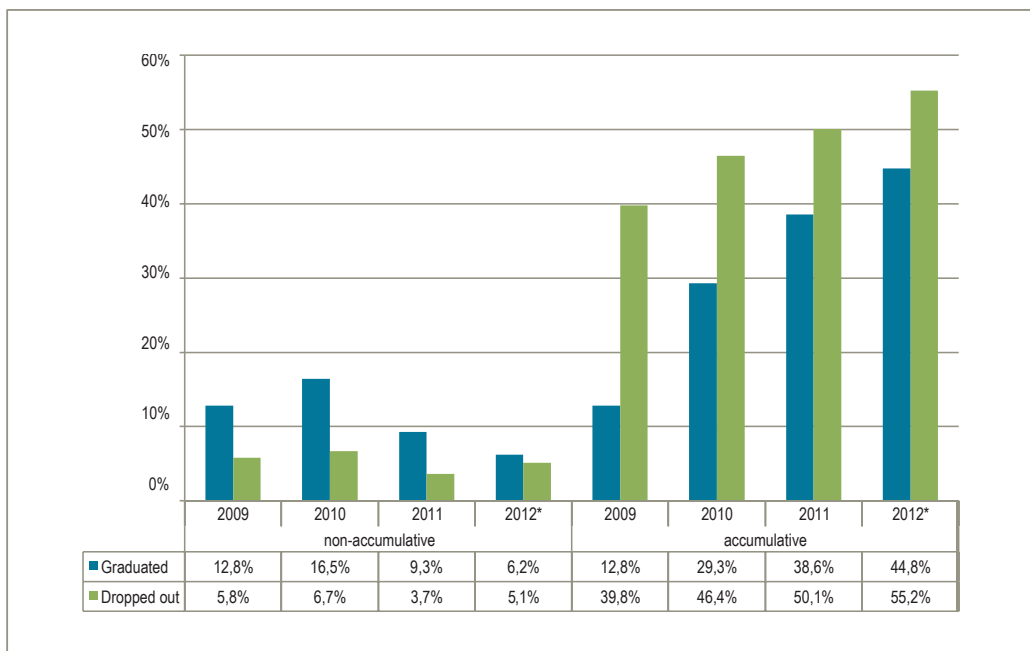


Figure 104 Throughput rates for 360-credit diplomas (Computer Science, Information Technology & Information Systems) with first year of enrolment in 2007 (excluding UNISA)



\* There may be potential graduates remaining in the system after 2012.

Figure 105 Throughput rates for 360-credit diplomas (Engineering) with first year of enrolment in 2007 (excluding UNISA)

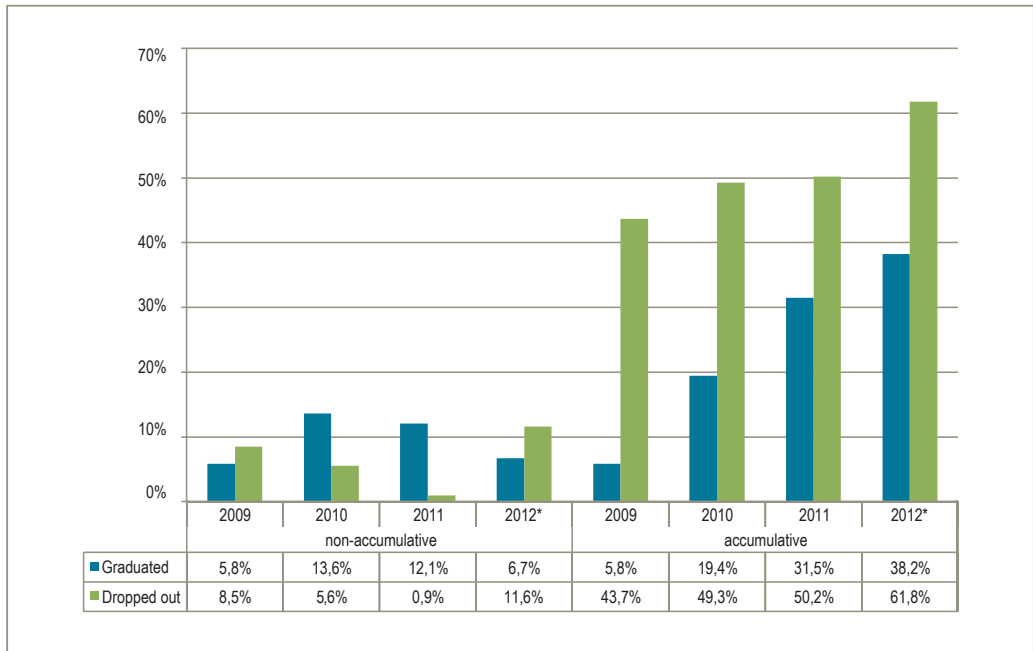
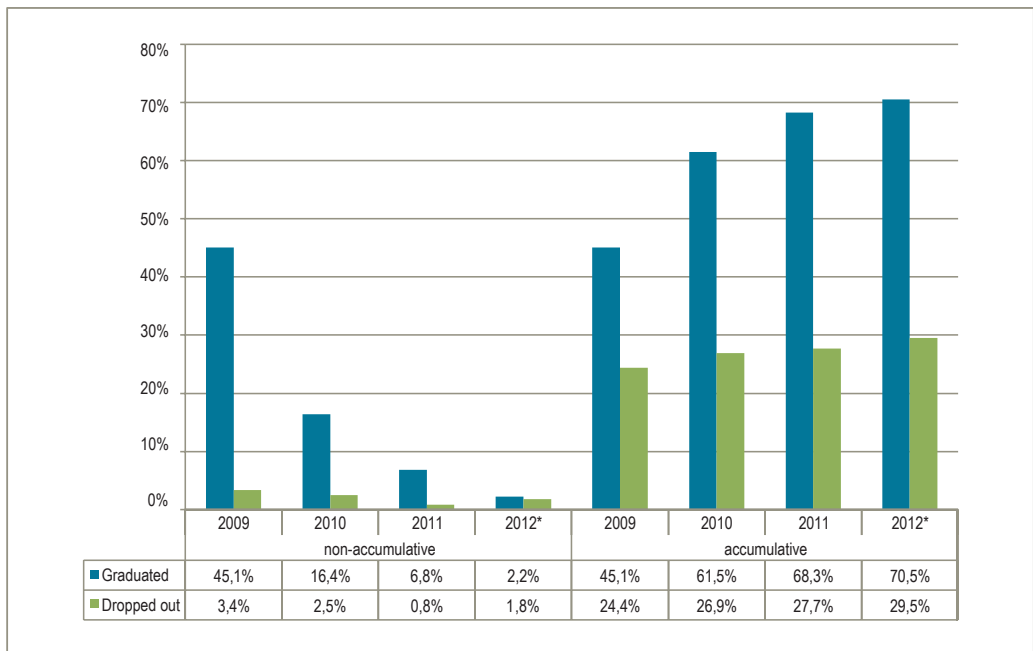
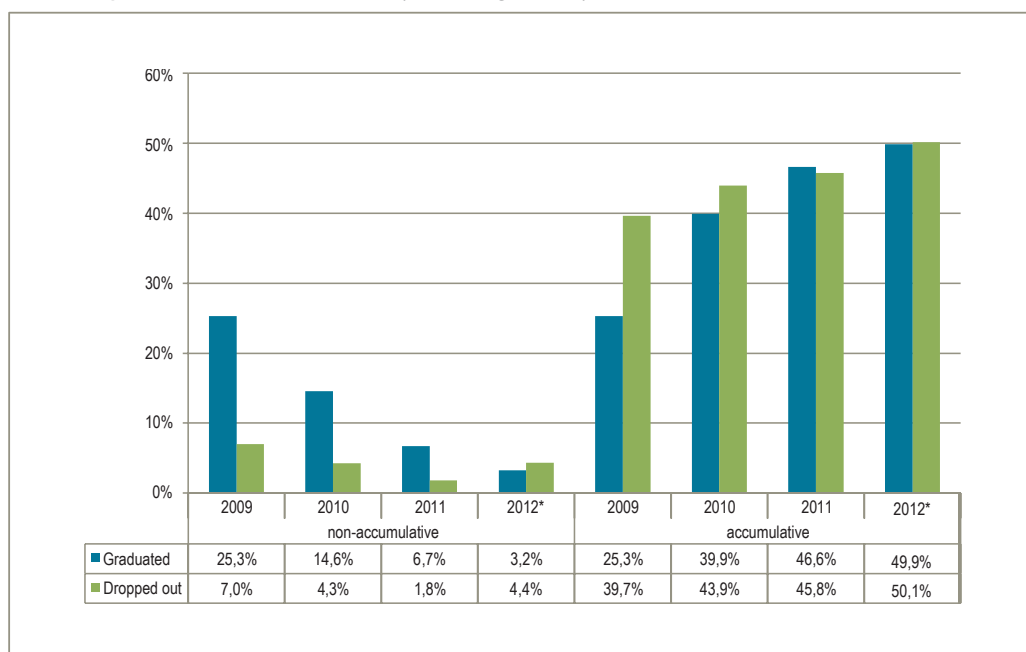


Figure 106 Throughput rates for 360-credit diplomas (Health) with first year of enrolment in 2007 (excluding UNISA)



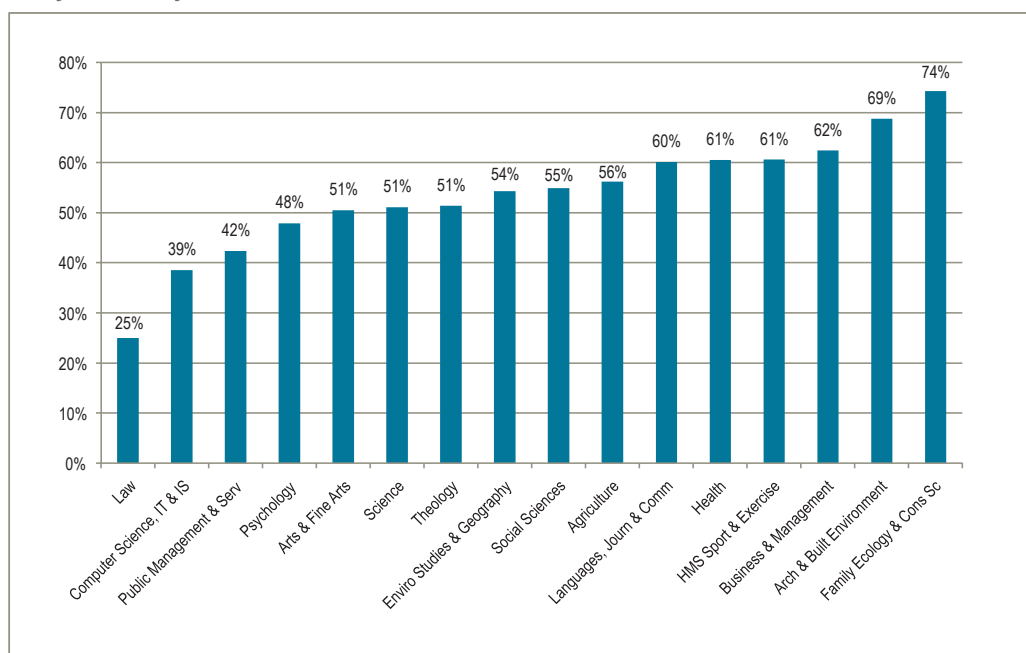
\* There may be potential graduates remaining in the system after 2012.

Figure 107 Throughput rates for 360-credit diplomas (Public Management & Services) with first year of enrolment in 2007 (excluding UNISA)



### 3-year degrees by broad field\*\*

Figure 108 Percentage of the 2007 cohort doing 3-year degree that graduated in 6 years i.e. by 2012



\* There may be potential graduates remaining in the system after 2012.

\*\* A detailed list of the specific knowledge areas included for each broad field can be found in Appendix 3. Only the fields with the highest numbers are shown in the graphs for 3-year degrees below.

Figure 109 Headcount of the 2007 cohort doing a 3-year degree that graduated in 6 years, i.e. by 2012

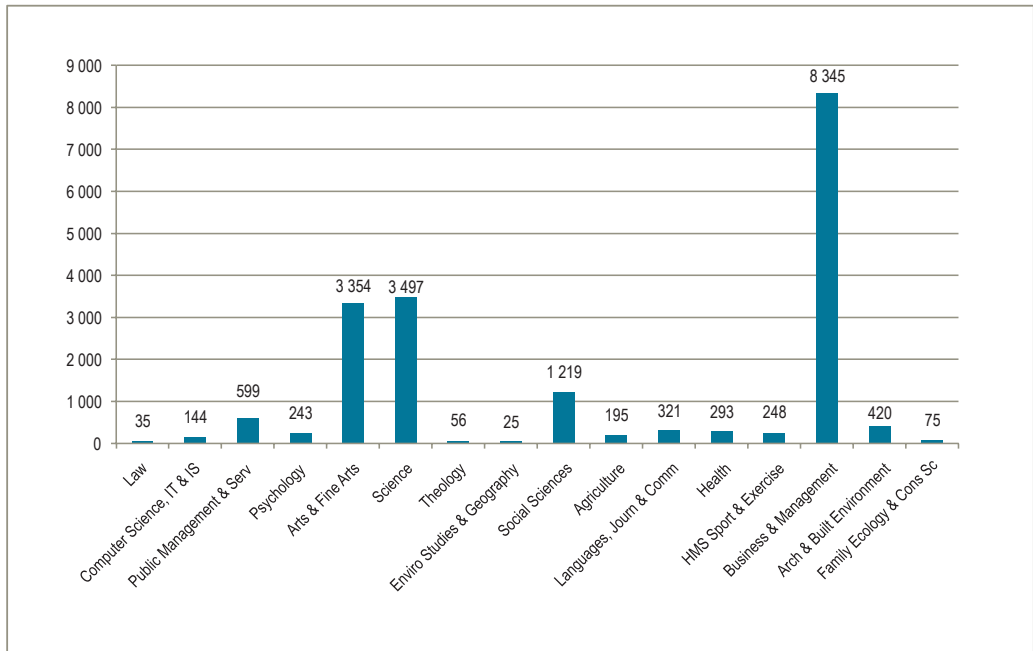
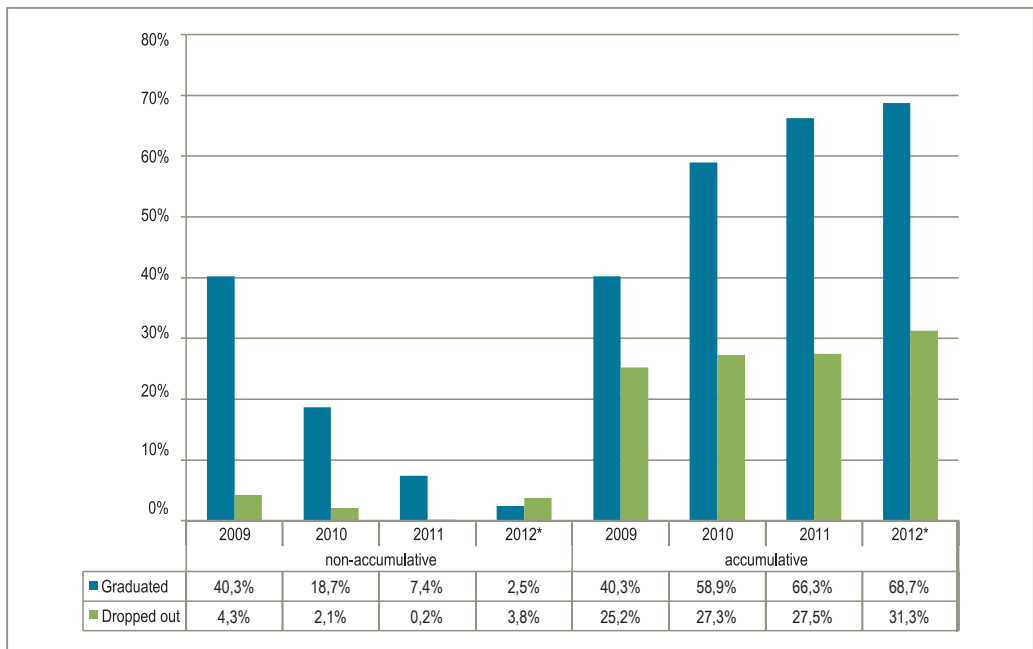


Figure 110 Throughput rates for 3-year degrees (Architecture & Built Environment) with first year of enrolment in 2007 (excluding UNISA)



\* There may be potential graduates remaining in the system after 2012.

Figure 111 Throughput rates for 3-year degrees (Arts and Fine Arts) with first year of enrolment in 2007 (excluding UNISA)

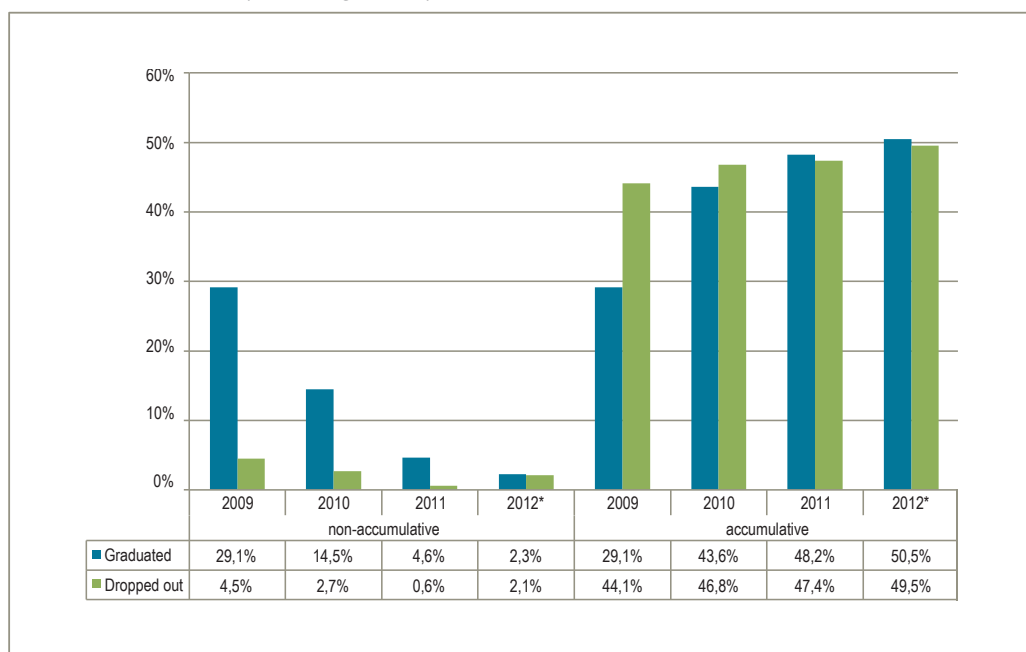
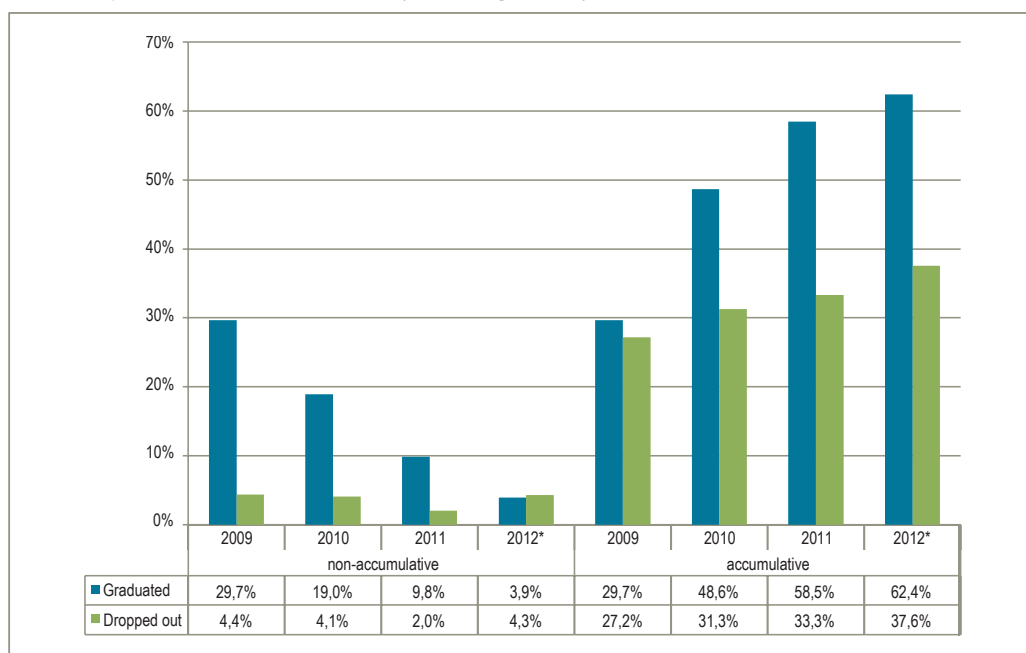


Figure 112 Throughput rates for 3-year degrees (Business & Management Sciences) with first year of enrolment in 2007 (excluding UNISA)



\* There may be potential graduates remaining in the system after 2012.



Figure 113 Throughput rates for 3-year degrees (Public Management & Services) with first year of enrolment in 2007 (excluding UNISA)

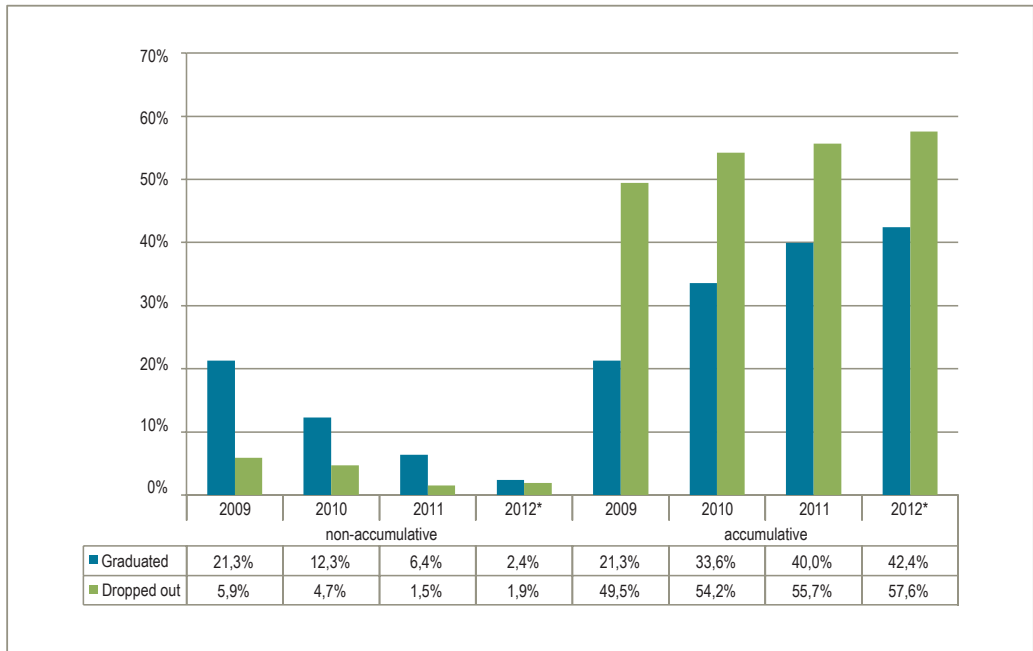
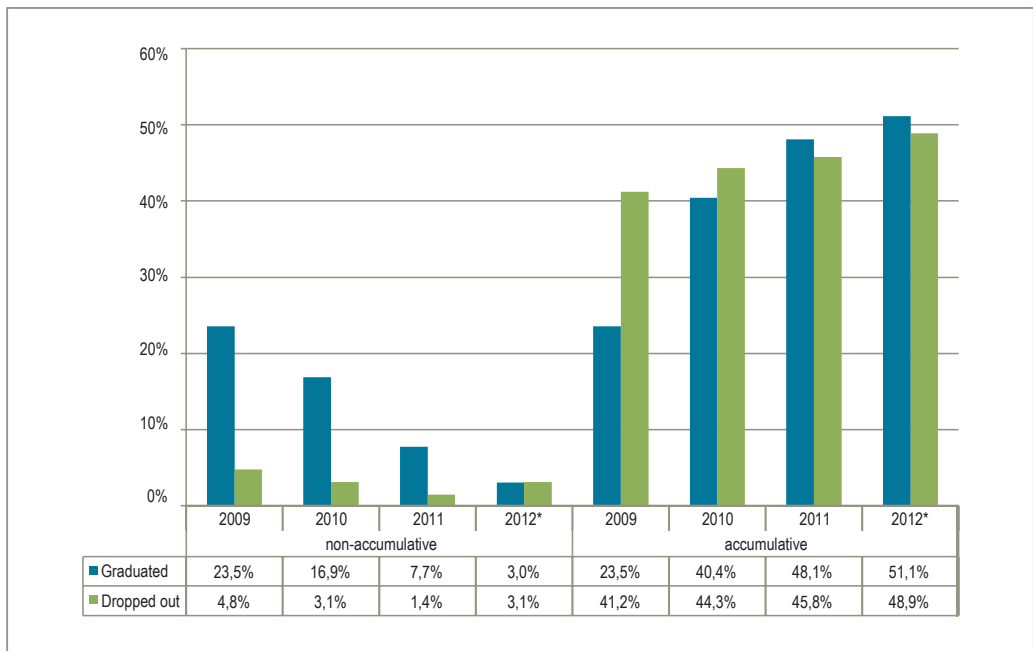


Figure 114 Throughput rates for 3-year degrees (Science) with first year of enrolment in 2007 (excluding UNISA)



\* There may be potential graduates remaining in the system after 2012.

### 4-year degrees by broad field\*

Figure 115 Percentage of the 2007 cohort doing 4-year degrees that graduated in 6 years, i.e. by 2012

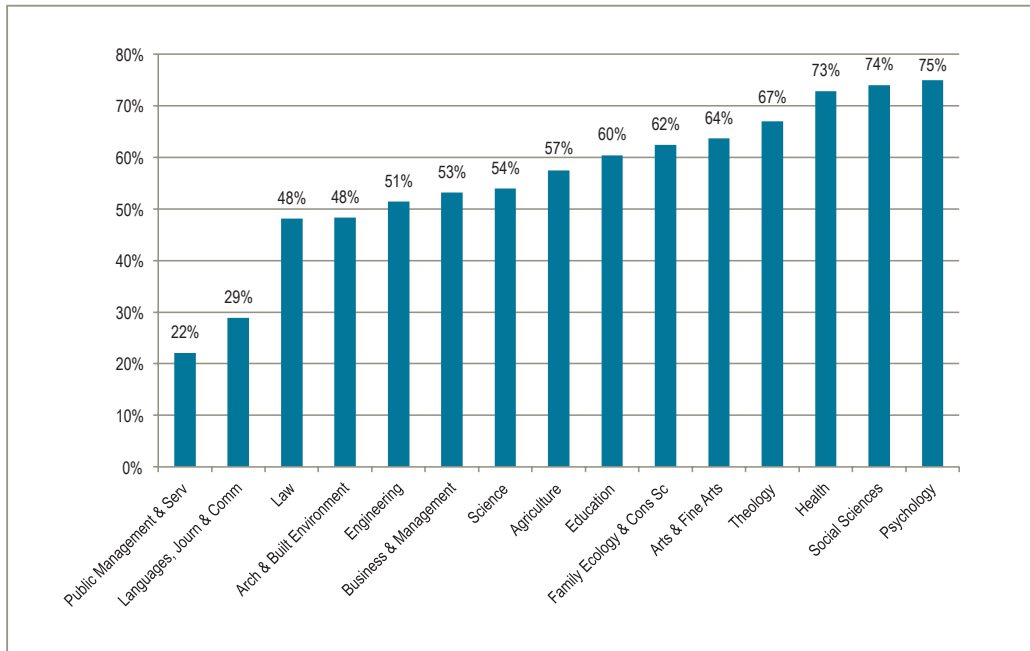
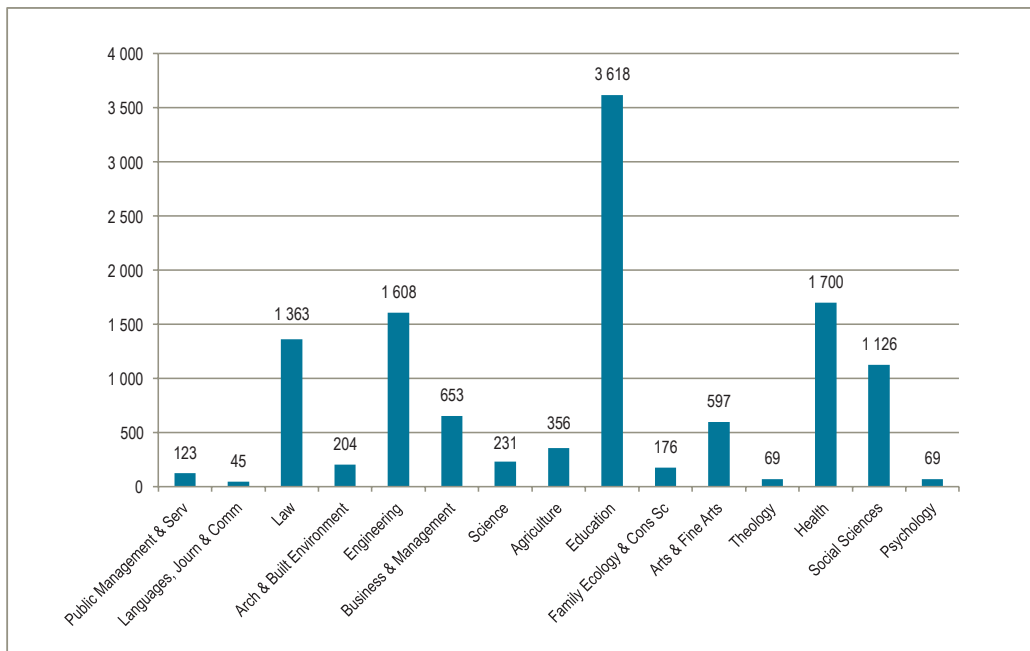


Figure 116 Headcount of the 2007 cohort doing 4-year degrees that graduated in 6 years, i.e. by 2012



\* A detailed list of the specific knowledge areas included for each broad field can be found in Appendix 3. Only the fields with the highest numbers are shown in the graphs for 4-year degrees below.

Figure 117 Throughput rates for 4-year degrees (Business & Management Sciences) with first year of enrolment in 2007 (excluding UNISA)

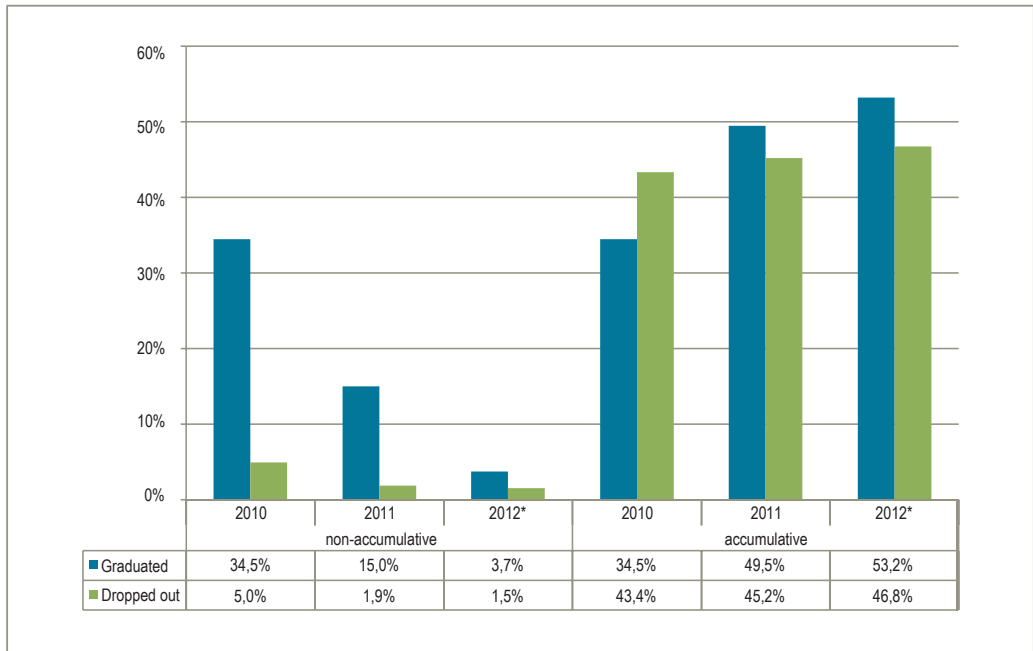
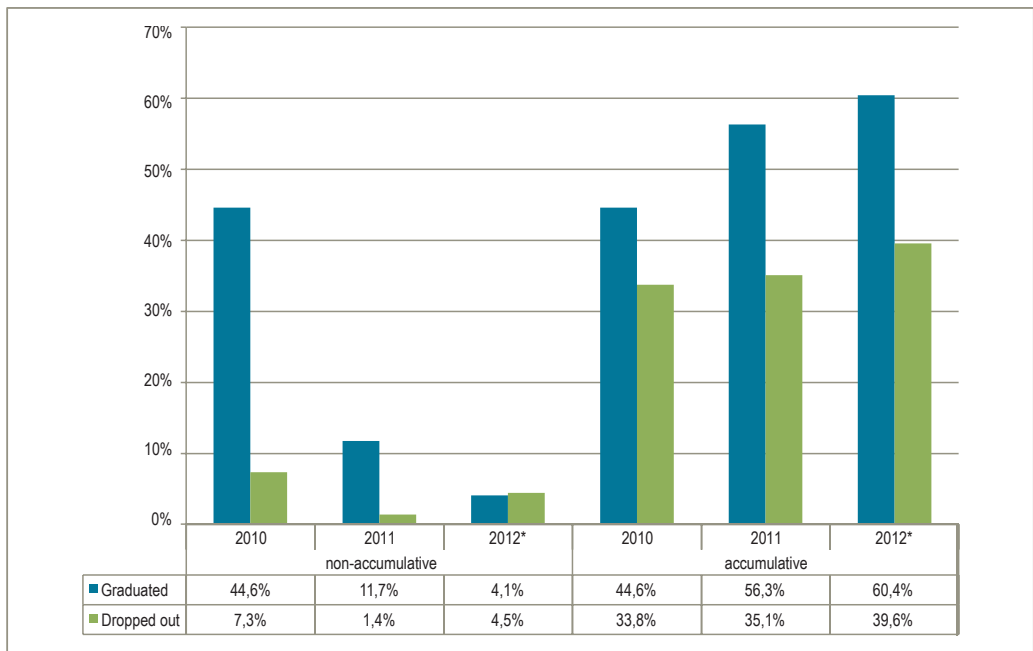


Figure 118 Throughput rates for 4-year degrees (Education) with first year of enrolment in 2007 (excluding UNISA)



\* There may be potential graduates remaining in the system after 2012.

Figure 119 Throughput rates for 4-year degrees (Engineering) with first year of enrolment in 2007 (excluding UNISA)

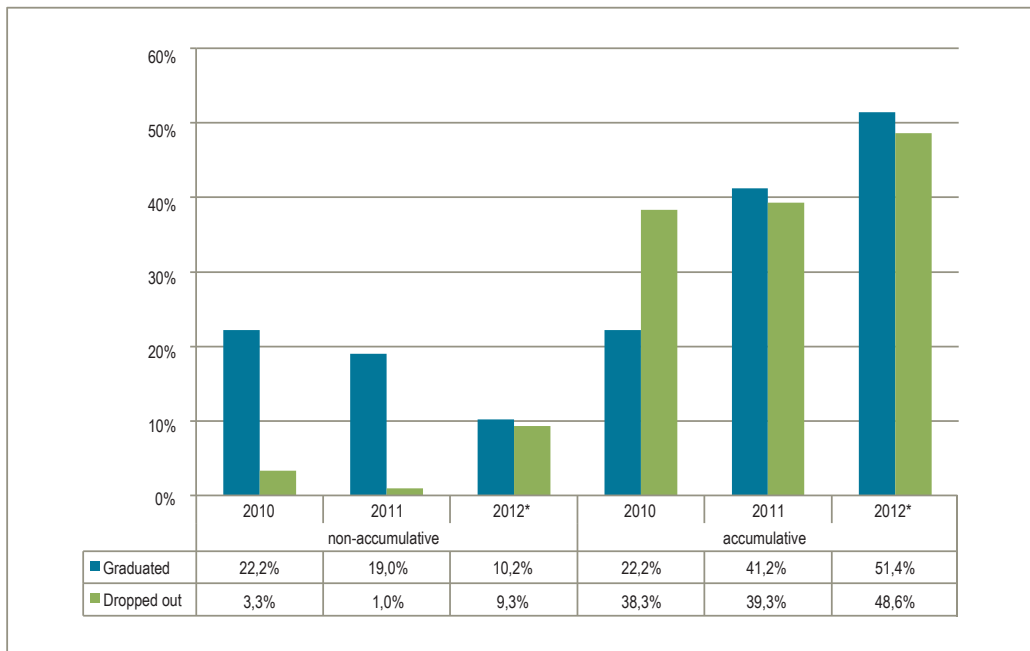
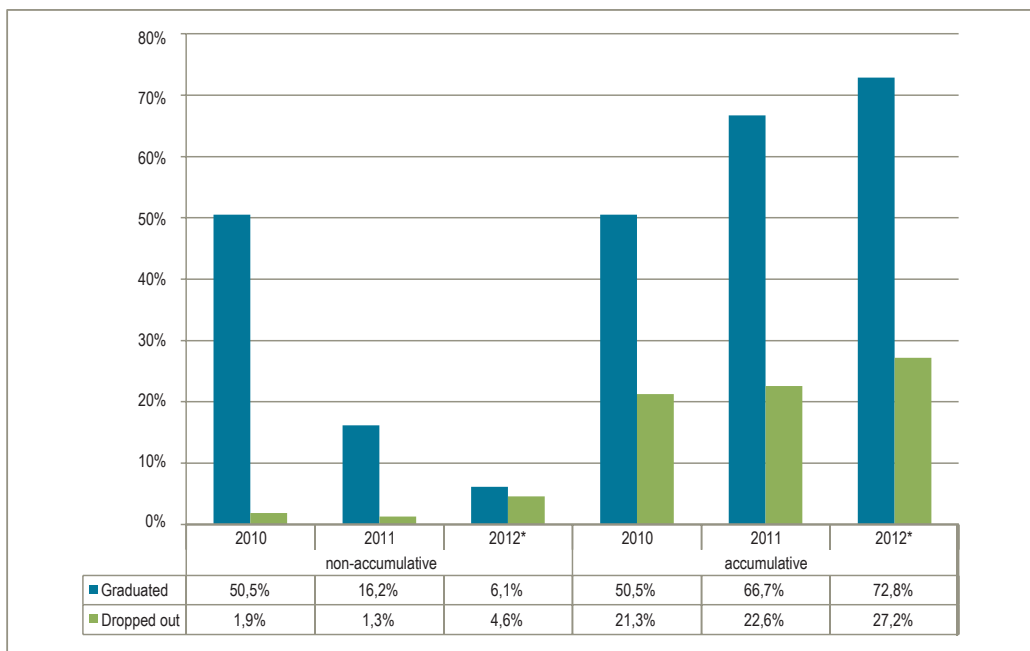


Figure 120 Throughput rates for 4-year degrees (Health) with first year of enrolment in 2007 (excluding UNISA)



\* There may be potential graduates remaining in the system after 2012.

Figure 121 Throughput rates for 4-year degrees (Law) with first year of enrolment in 2007 (excluding UNISA)

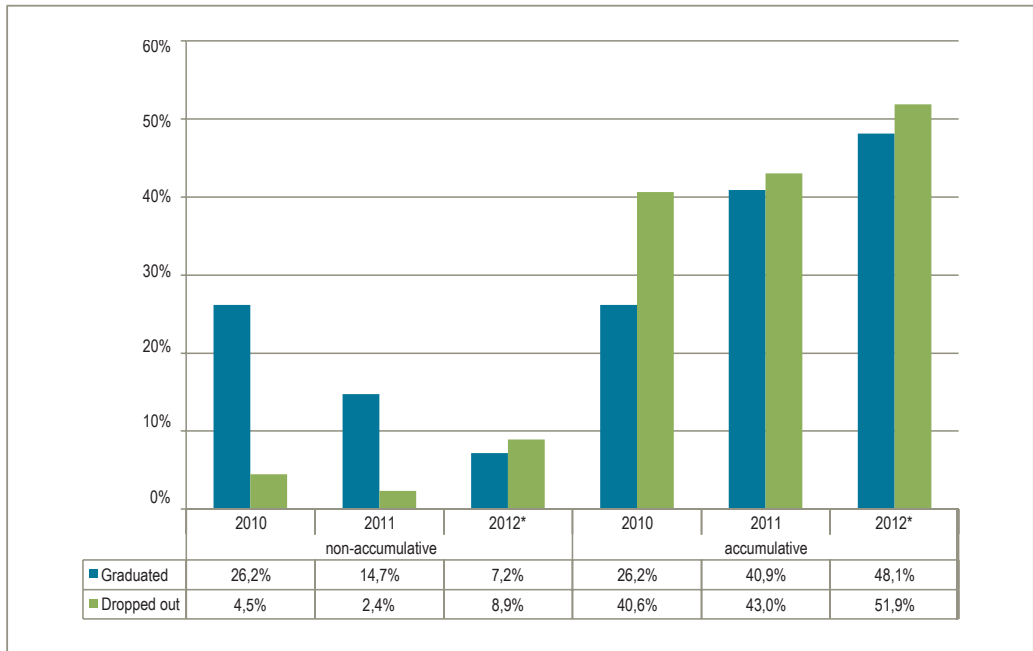
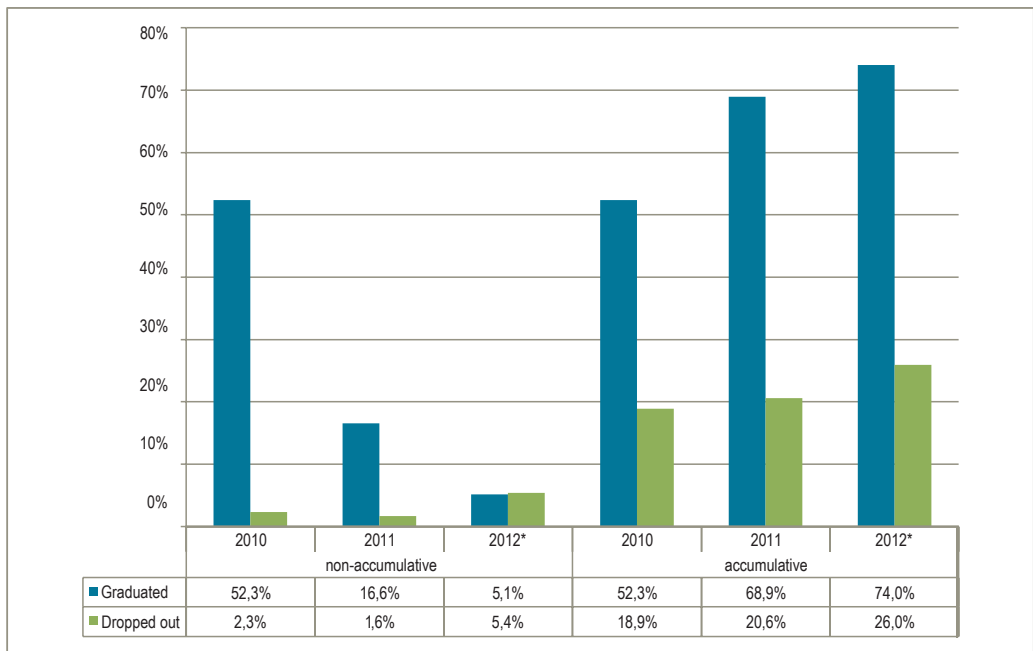


Figure 122 Throughput rates for 4-year degrees (Social Sciences) with first year of enrolment in 2007 (excluding UNISA)



\* There may be potential graduates remaining in the system after 2012.

Figure 123 Throughput within regulation time up to n+2 years for 360-credit diplomas, 3-year degrees, 4-year degrees and weighted national rate with first enrolment in 2007 (excluding UNISA)

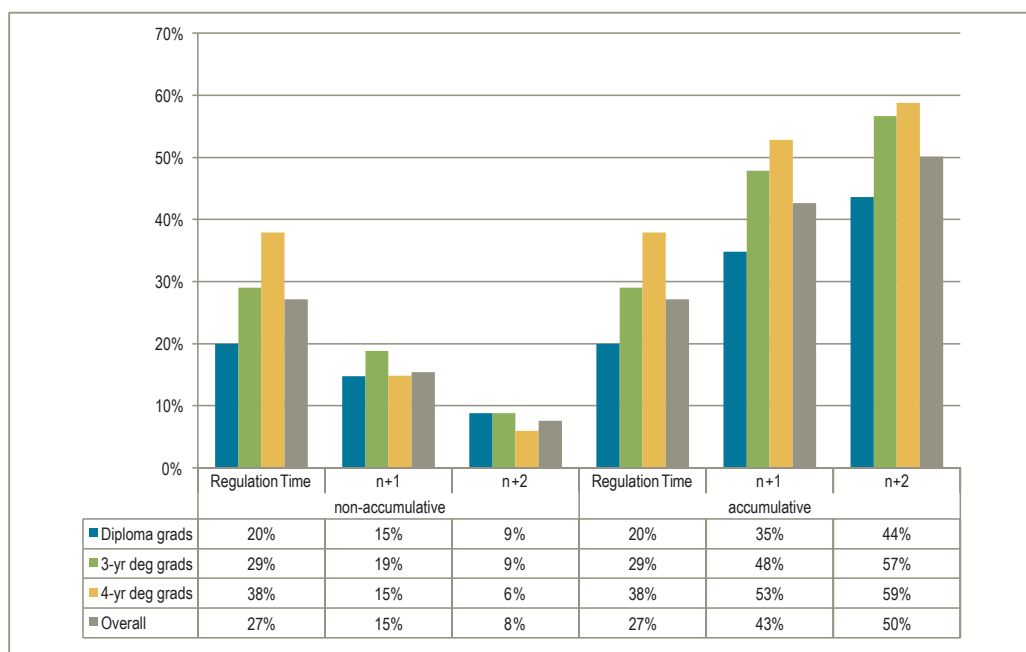


Figure 124 Non-accumulative throughput comparisons of 2005, 2006 and 2007 cohorts finishing within regulation time up to n+2 years for 360-credit diplomas, 3-year degrees, 4-year degrees and weighted national rate (excluding UNISA)

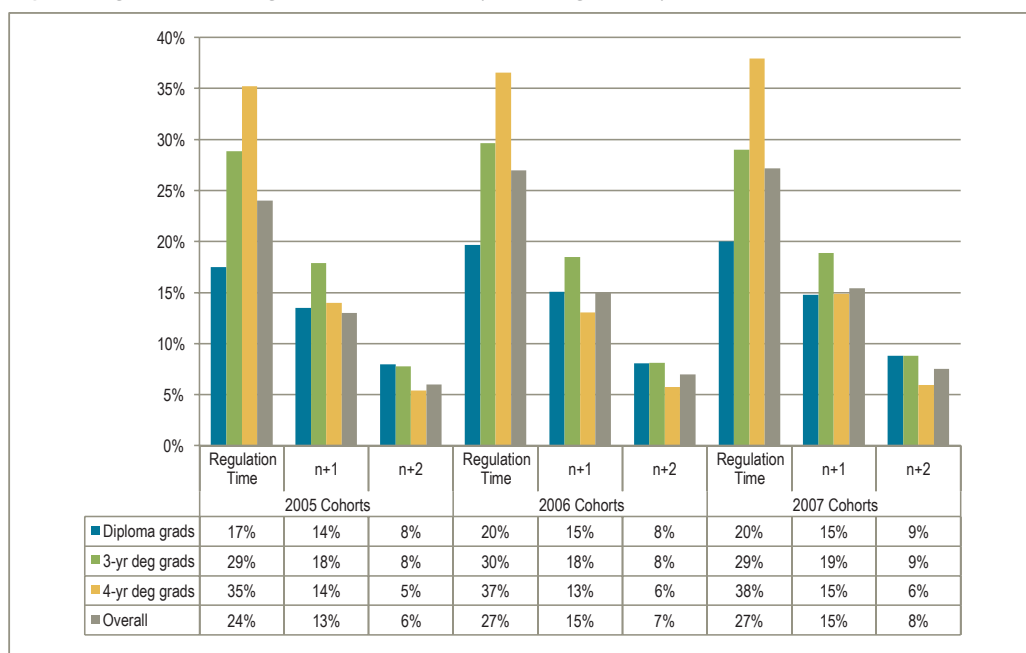


Figure 125 Accumulative throughput comparison of 2005, 2006 and 2007 cohorts finishing within regulation time up to n+2 years for 3-year diplomas, 3-year degrees, 4-year degrees and weighted national rate (excluding UNISA)

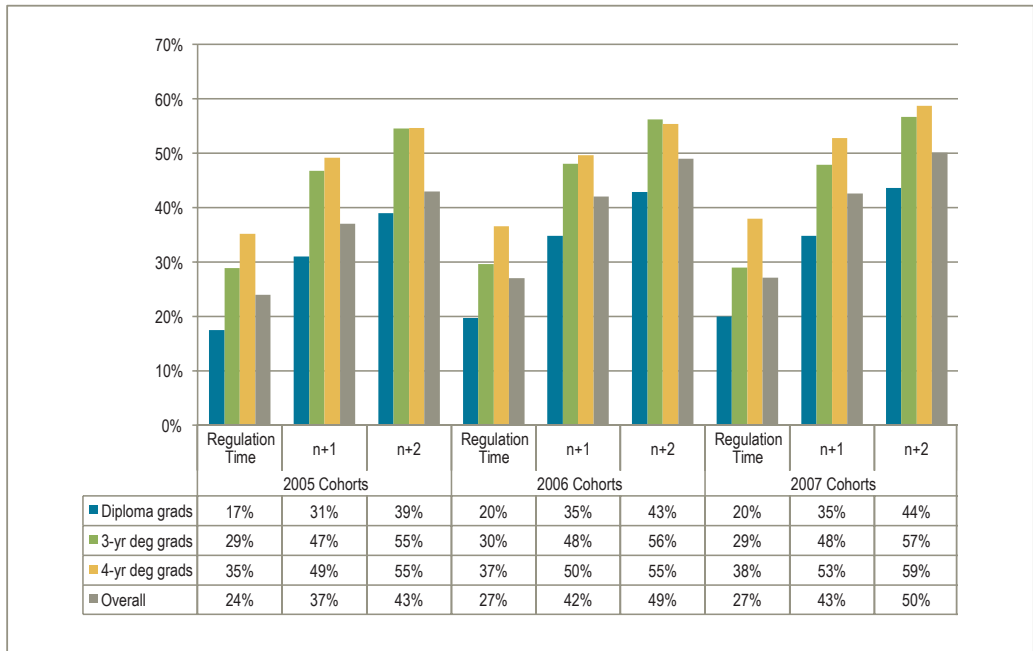


Figure 126 Throughput comparison of 2005, 2006 and 2007 cohorts from regulation time up to n+3 years for 360-credit diplomas (excluding UNISA)

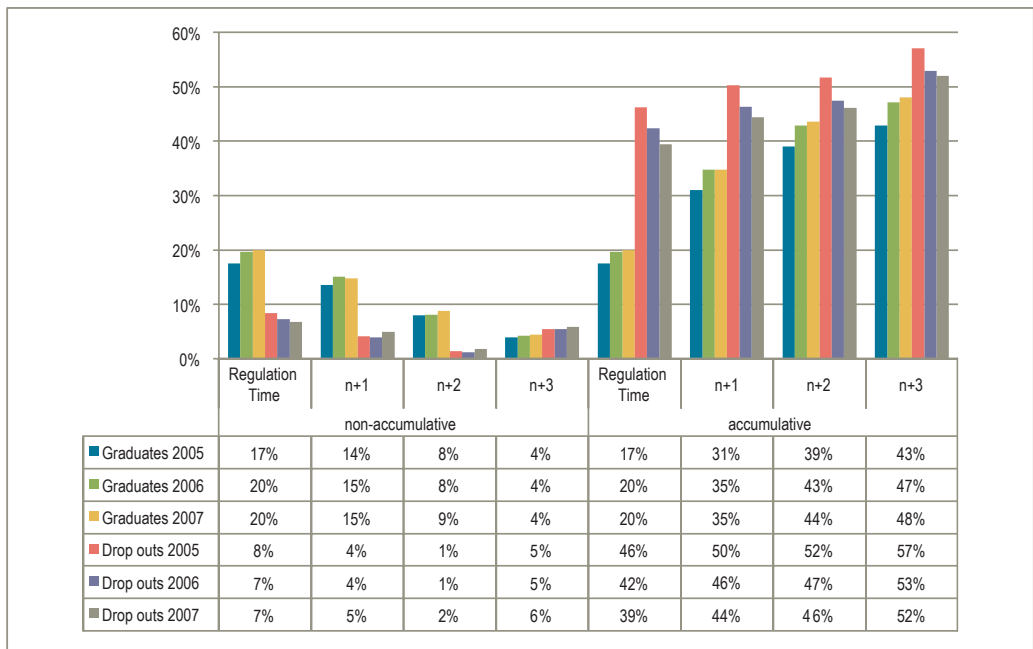


Figure 127 Throughput comparison of 2005, 2006 and 2007 cohorts from regulation time up to n+3 years for 3-year degrees (excluding UNISA)

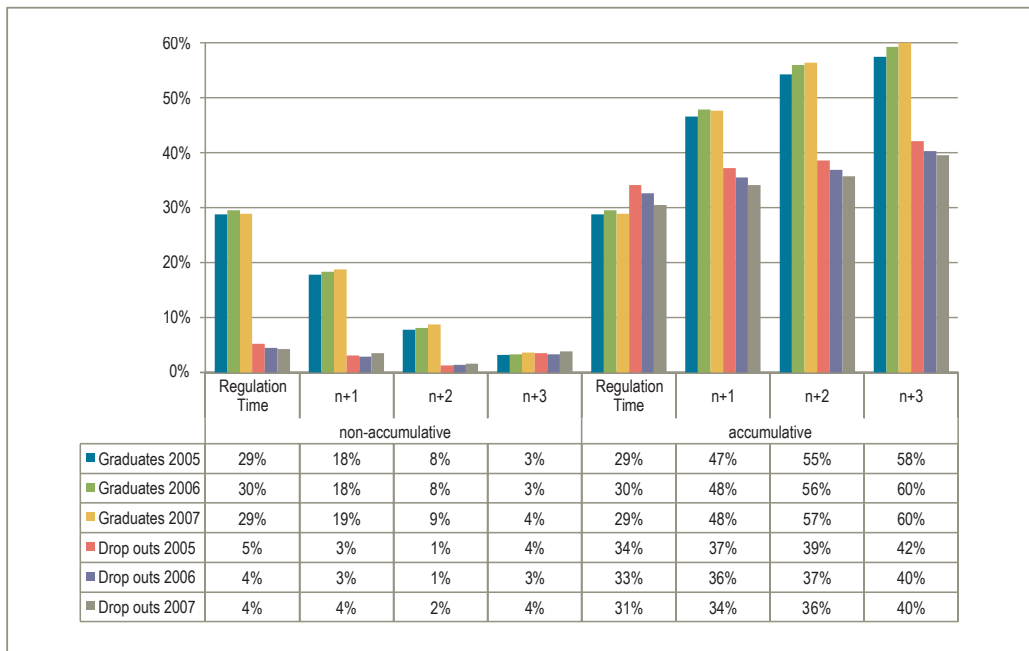
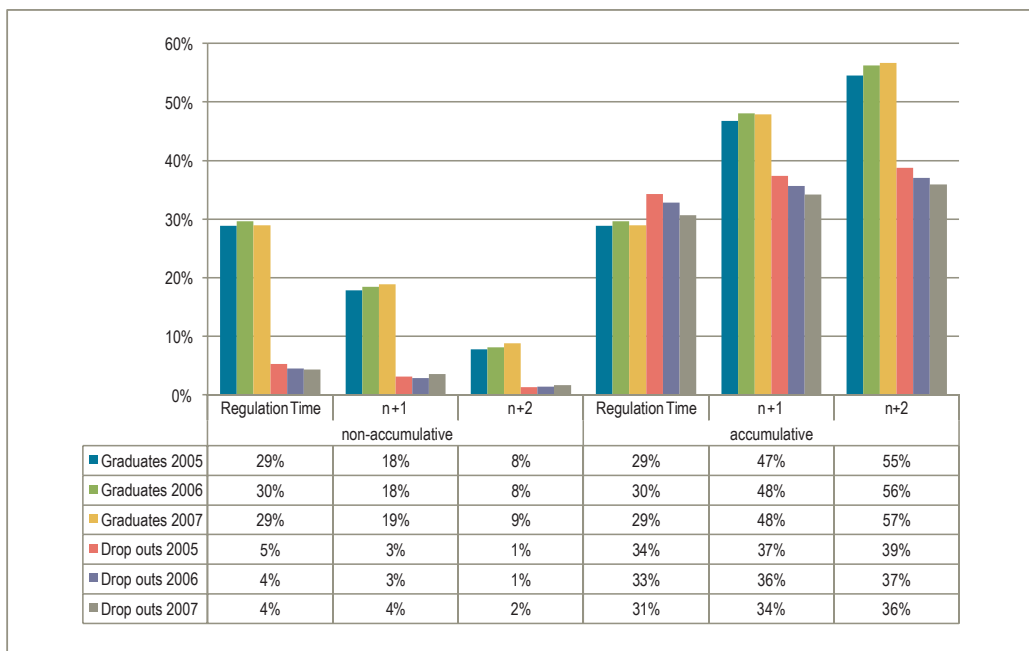


Figure 128 Throughput comparison of 2005, 2006 and 2007 cohorts from regulation time up to n+3 years for 4-year degrees (excluding UNISA)





# UNISA\*\*

Figure 129 Throughput rates at UNISA for 360-credit diplomas with first year of enrolment in 2005

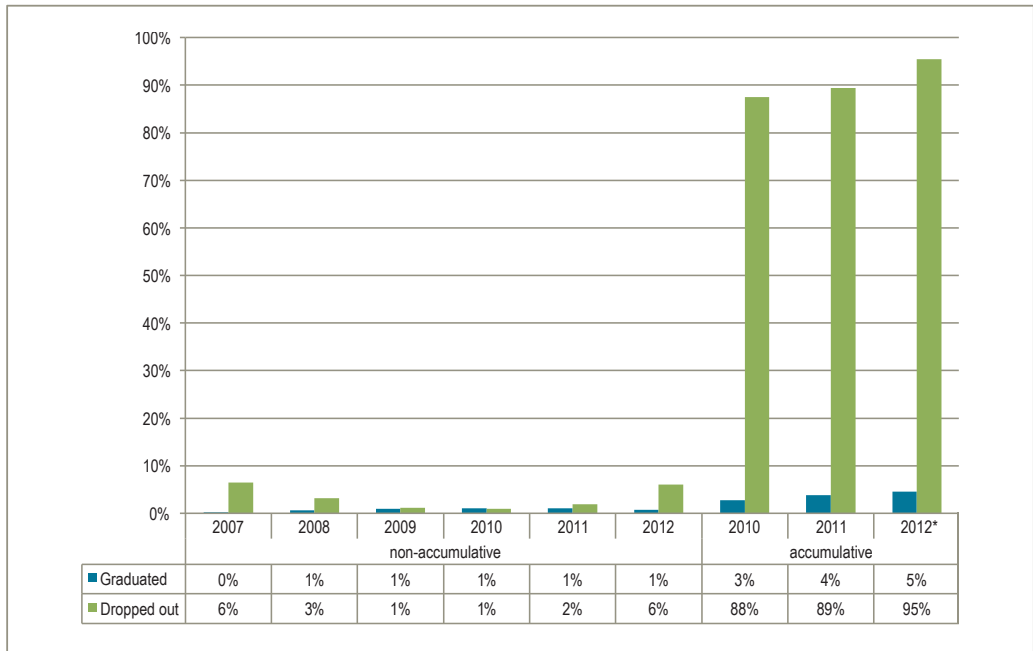
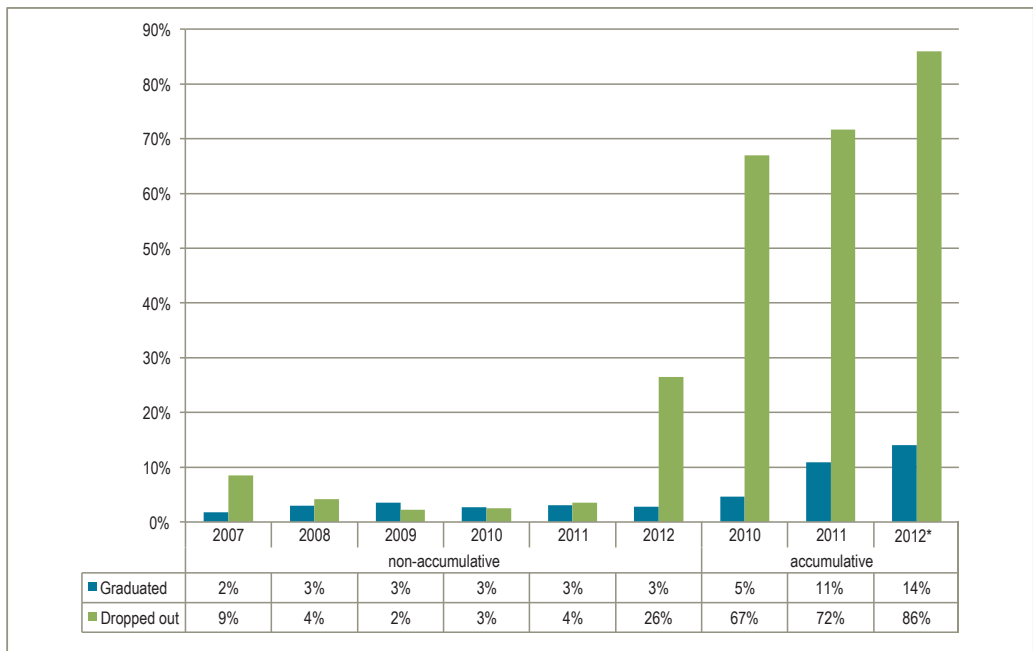


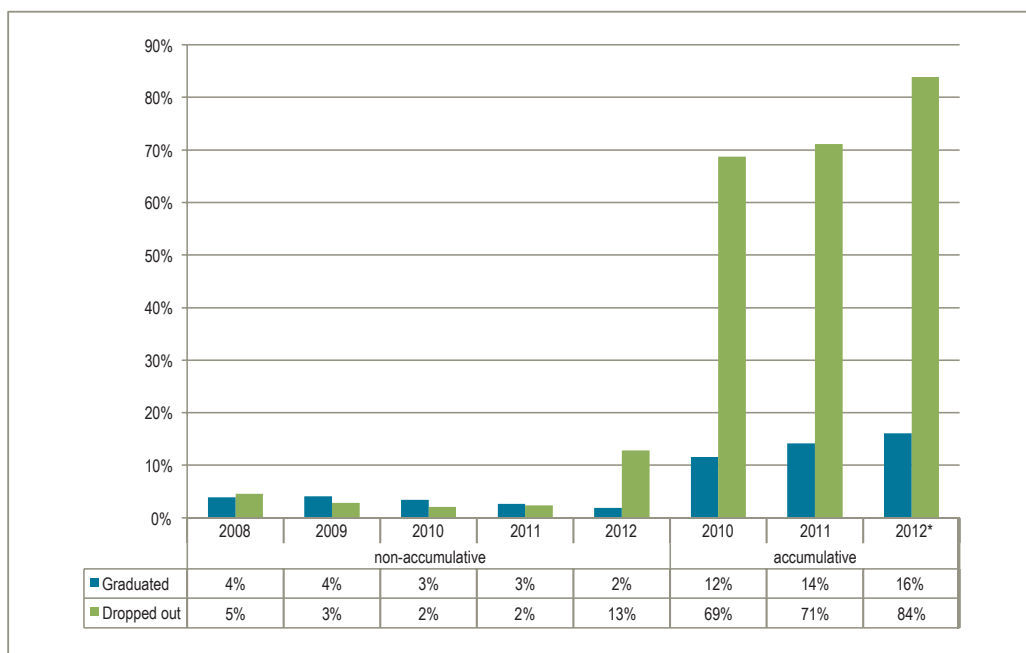
Figure 130 Throughput rates at UNISA for 3-year degrees with first year of enrolment in 2005



\* There may be potential graduates remaining in the system after 2012.

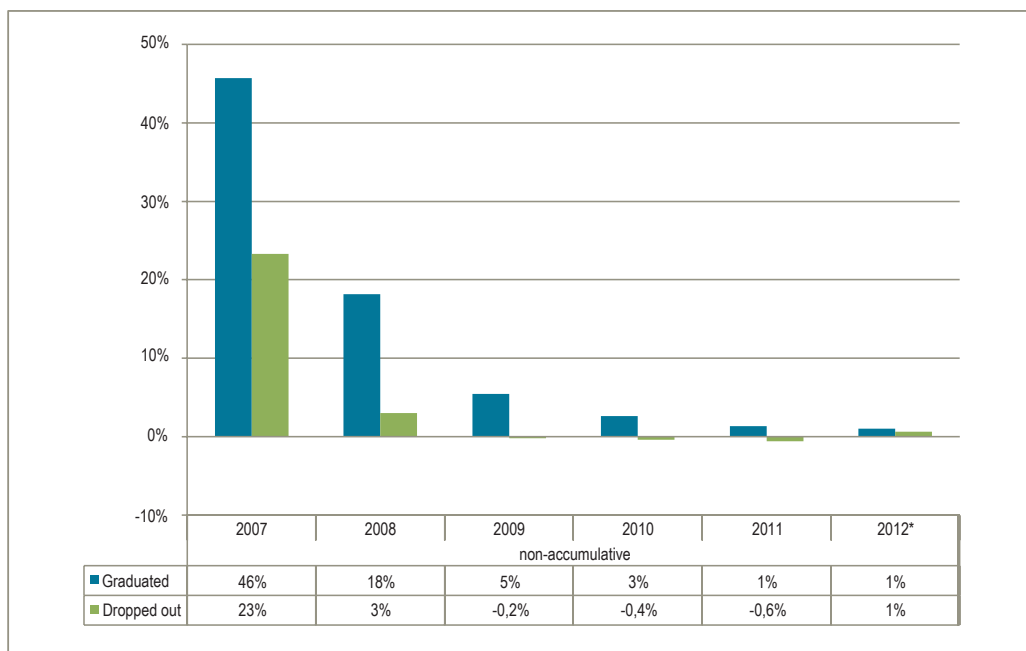
\*\* The different mode of study (distance and often part-time) at the University of South Africa (UNISA), impacts on the time it takes a student to graduate. These completion rates cannot be compared to those for the sector as a whole.

Figure 131 Throughput rates at UNISA for 4-year degrees with first year of enrolment in 2005



## Postgraduates

Figure 132 Throughput rates for postgraduate diplomas or certificates with first year of enrolment in 2007 (excluding UNISA)



\* There may be potential graduates remaining in the system after 2012. The negative percentages (e.g. -0,2) show those students that returned after dropping out.

Figure 133 Percentage of the 2007 cohort doing postgraduate diplomas or certificates that graduated in 3 years, i.e. by 2009 (excluding UNISA)

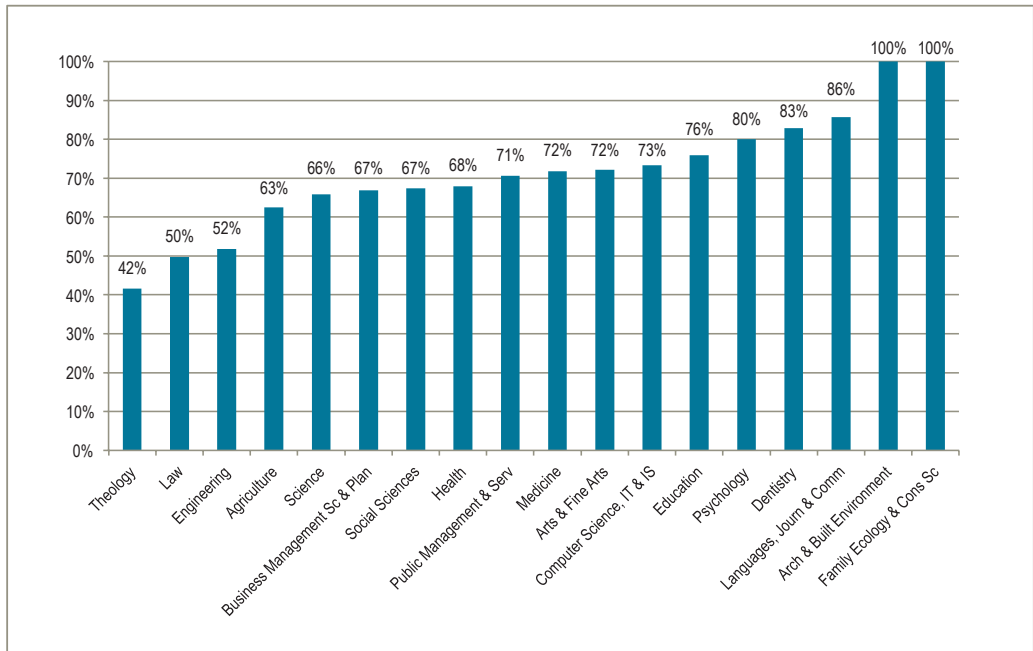


Figure 134 Headcount of the 2007 cohort doing postgraduate diplomas or certificates that graduated in 3 years, i.e. by 2009 (excluding UNISA)

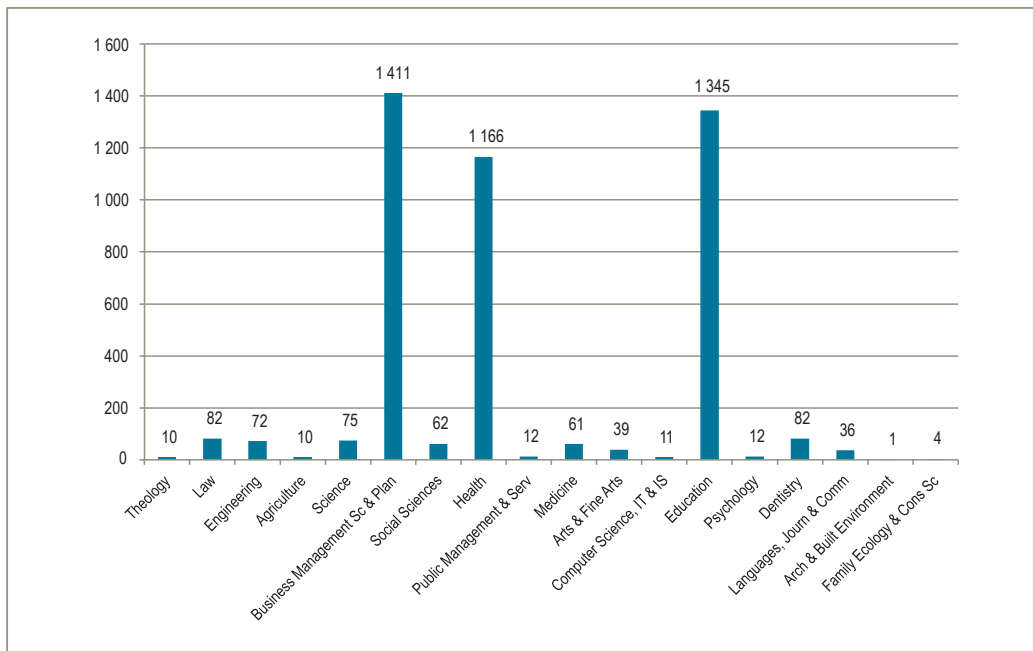


Figure 135 Percentage of the 2007 cohort doing Honours that graduated in 3 years, i.e. by 2009

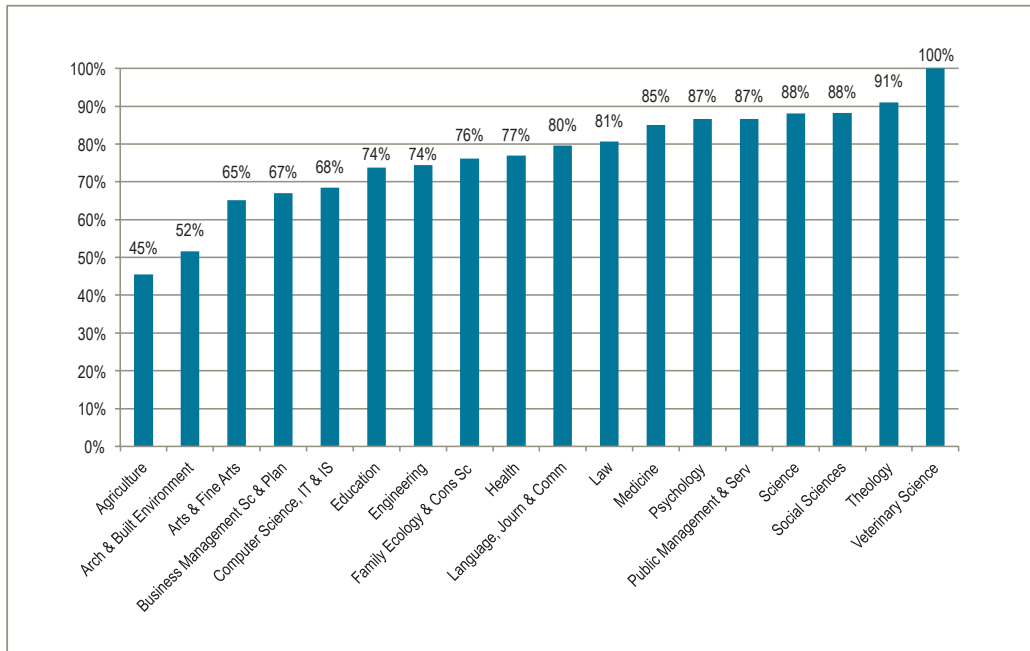


Figure 136 Headcount of the 2007 cohort doing Honours that graduated in 3 years, i.e. by 2009

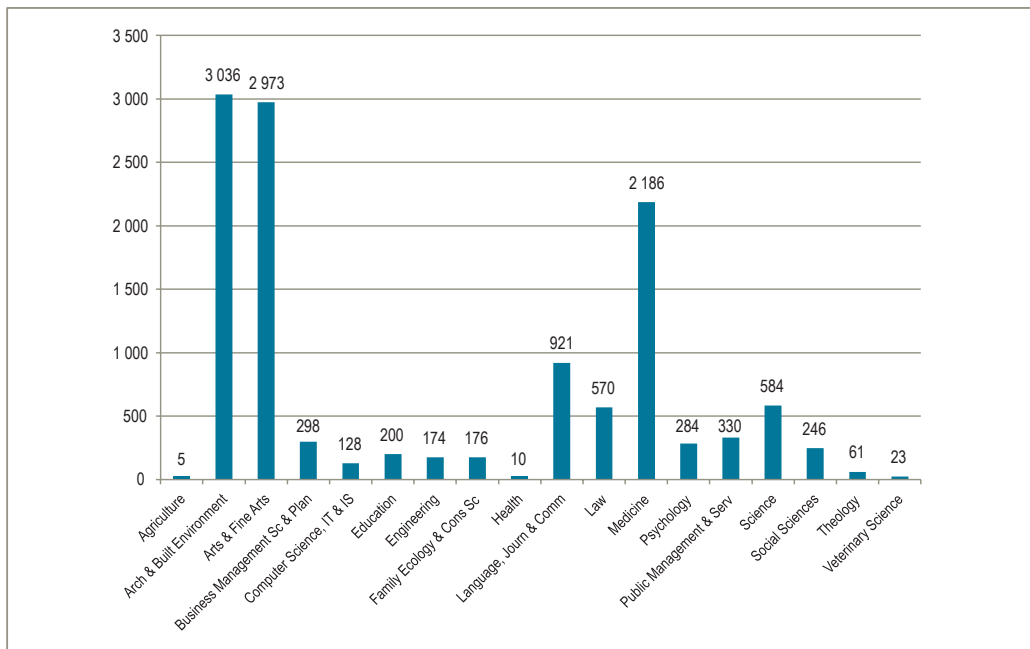


Figure 137 Throughput rates for Honours with first year of enrolment in 2007 (excluding UNISA)

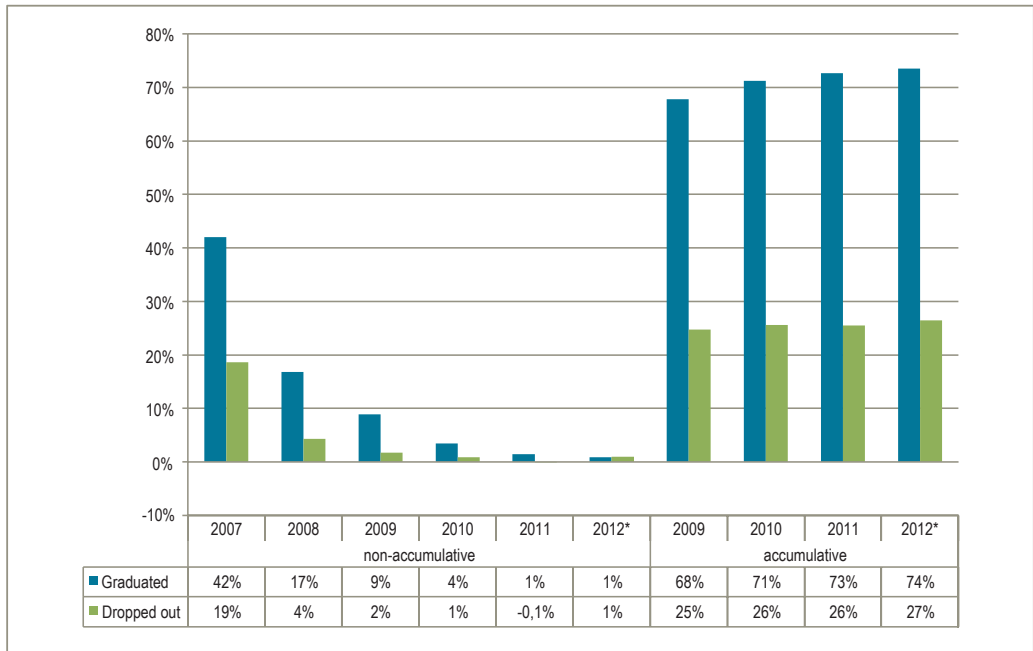
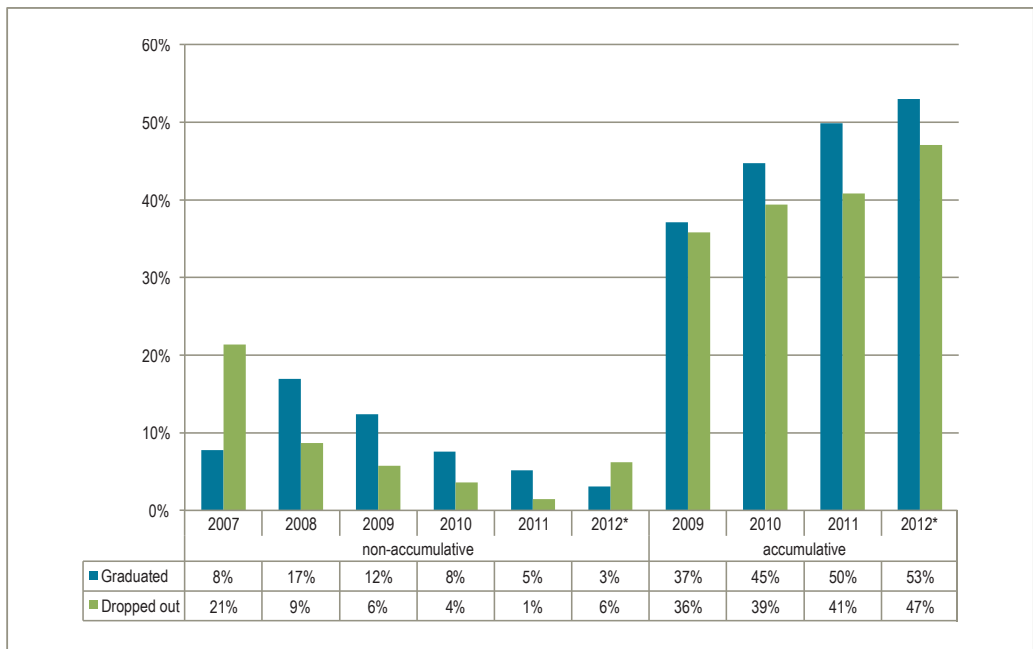


Figure 138 Throughput rates for coursework Masters with first year of enrolment in 2007 (excluding UNISA)



\* There may be potential graduates remaining in the system after 2012. The negative percentages (e.g. -0,1) show those students that returned after dropping out.

Figure 139 Percentage of the 2007 cohort doing coursework Masters that graduated in 4 years, i.e. by 2010

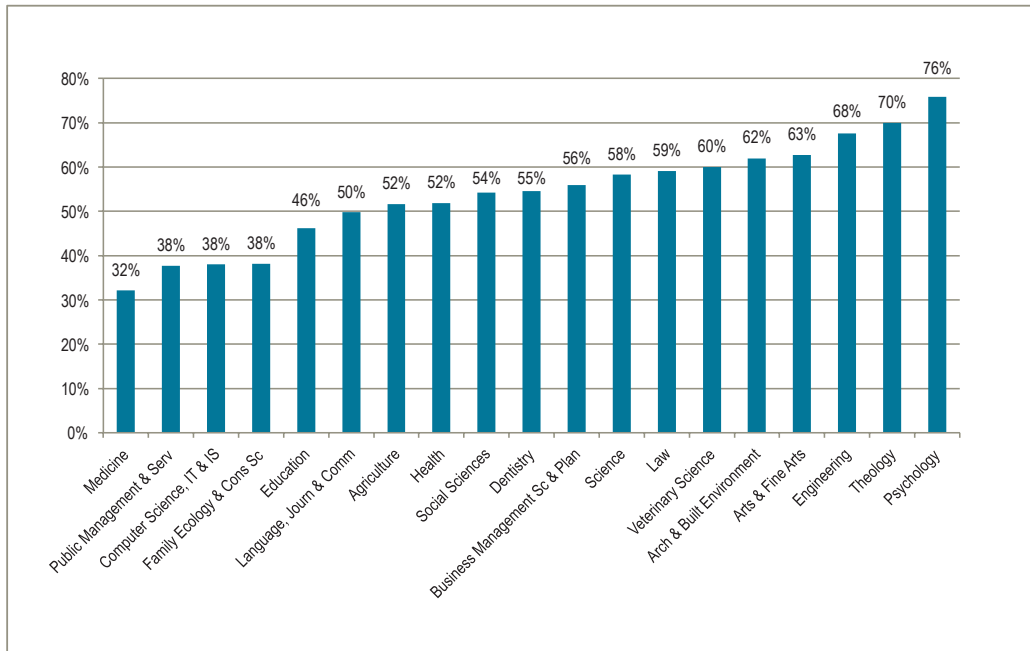
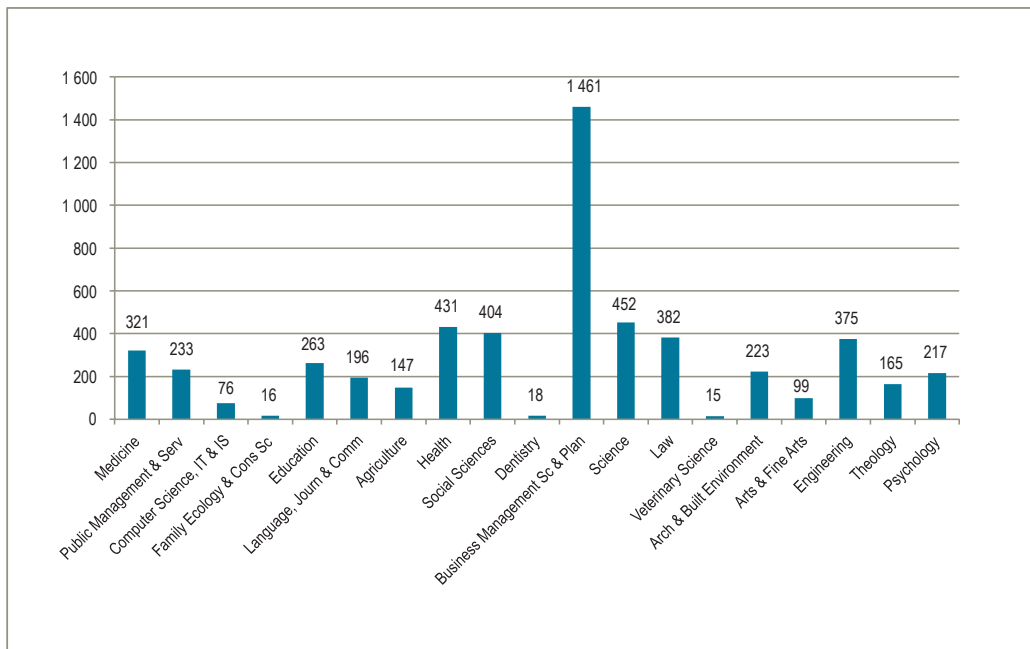


Figure 140 Headcount of the 2007 cohort doing coursework Masters that graduated in 4 years, i.e. by 2010



\* There may be potential graduates remaining in the system after 2012. The negative percentages (e.g. -0,1) show those students that returned after dropping out.

Figure 141 Percentage of the 2007 cohort doing research Masters that graduated in 4 years, i.e. by 2010

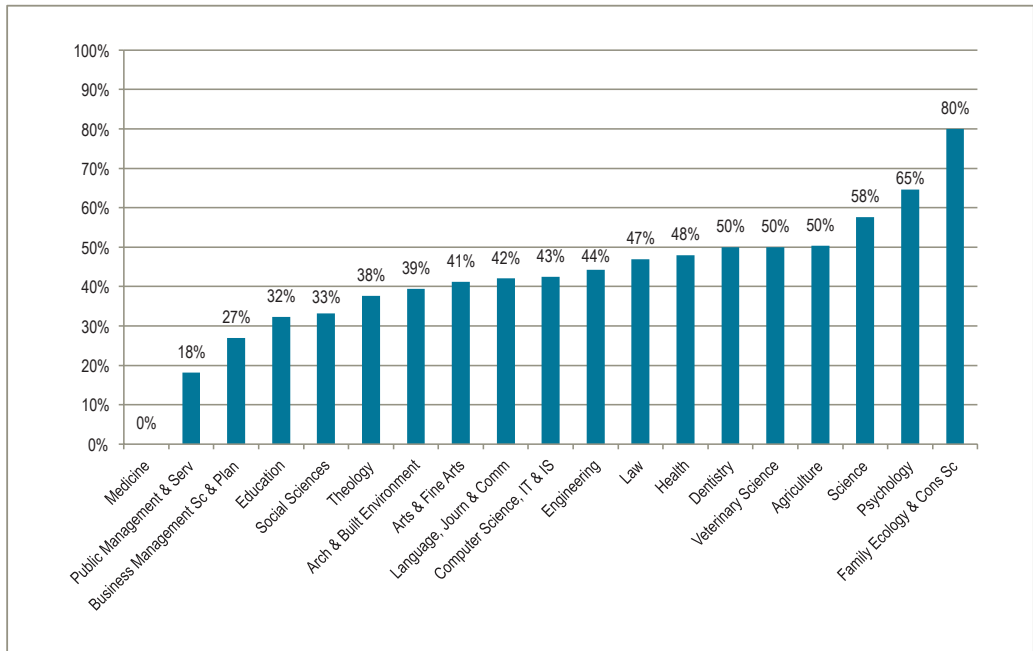


Figure 142 Headcount of the 2007 cohort doing research Masters that graduated in 4 years, i.e. by 2010

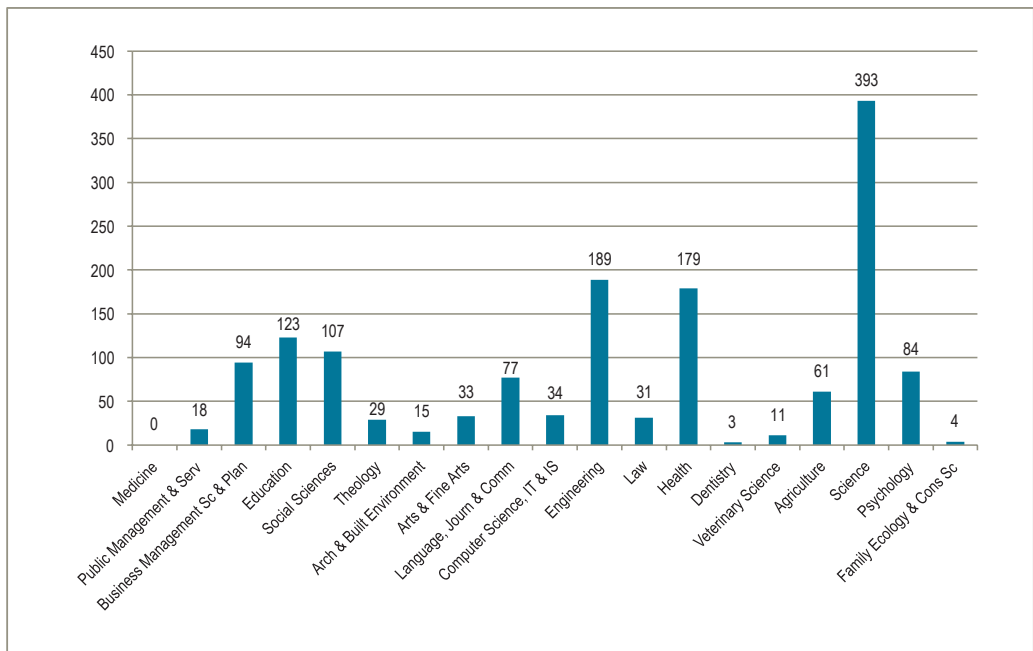


Figure 143 Throughput rates for research Masters with first year of enrolment in 2007 (excluding UNISA)

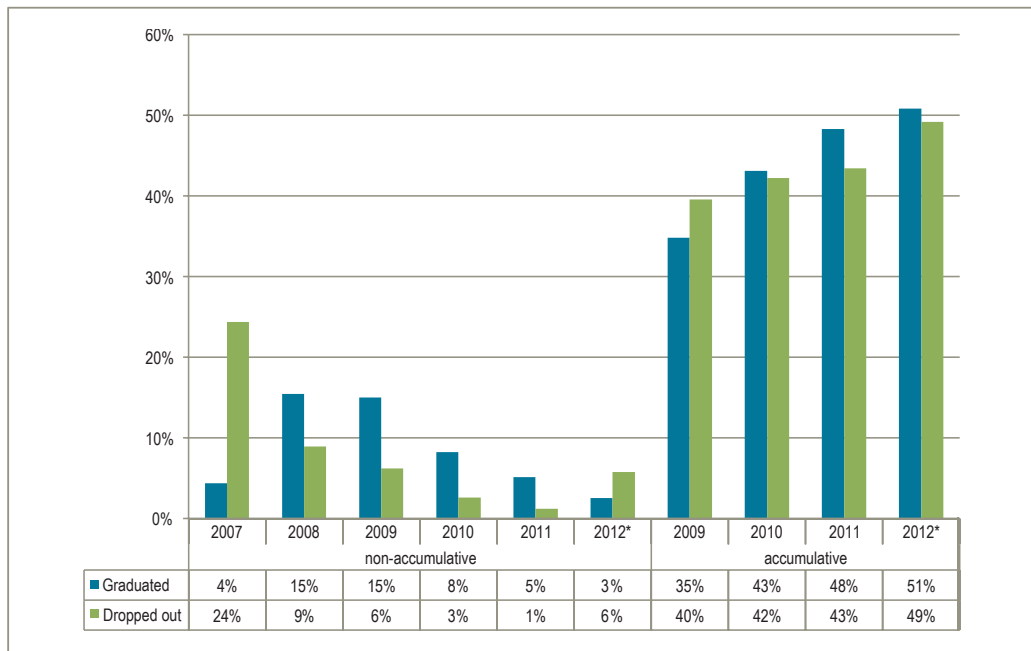
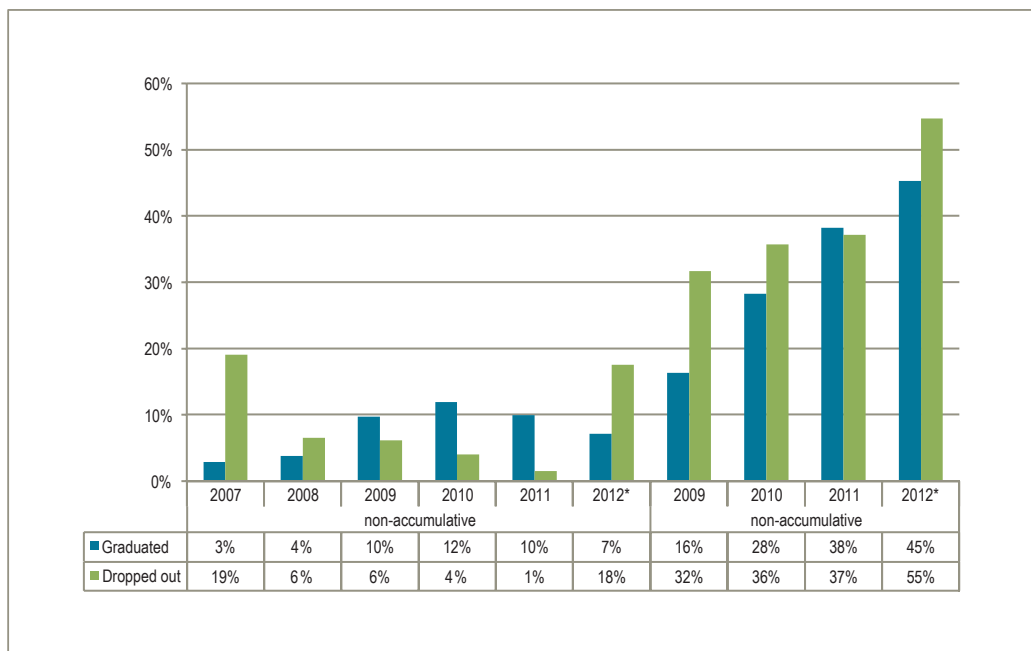


Figure 144 Throughput rates for Doctoral degrees with first year of enrolment in 2007 (excluding UNISA)



\* There may be potential graduates remaining in the system after 2012.



Figure 145 Percentage of the 2007 cohort doing Doctoral degrees that graduated in 6 years, i.e. by 2012

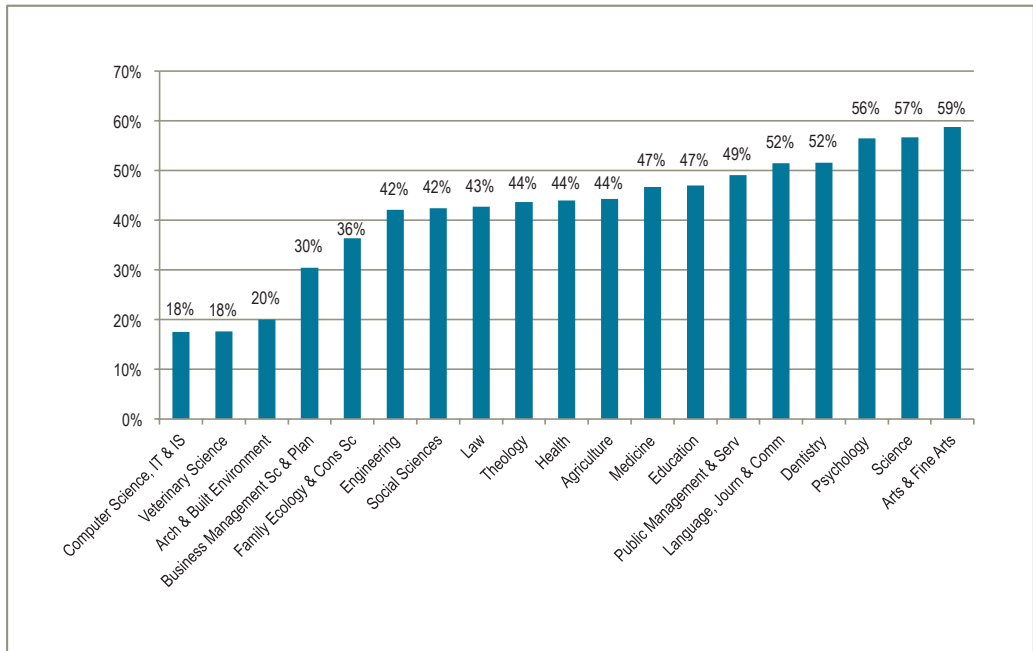
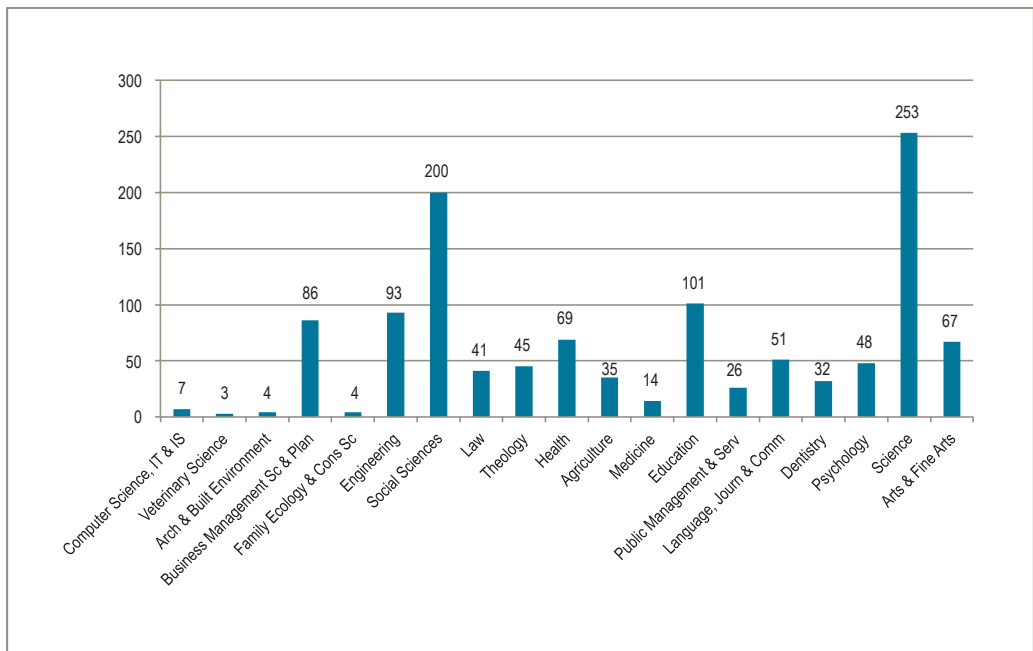


Figure 146 Headcount of the 2007 cohort doing Doctoral degrees that graduated in 6 years, i.e. by 2012



# FINANCIAL DATA






Figure 147 Funding allocated to universities in real and nominal terms for 2007/08 to 2012/13\*

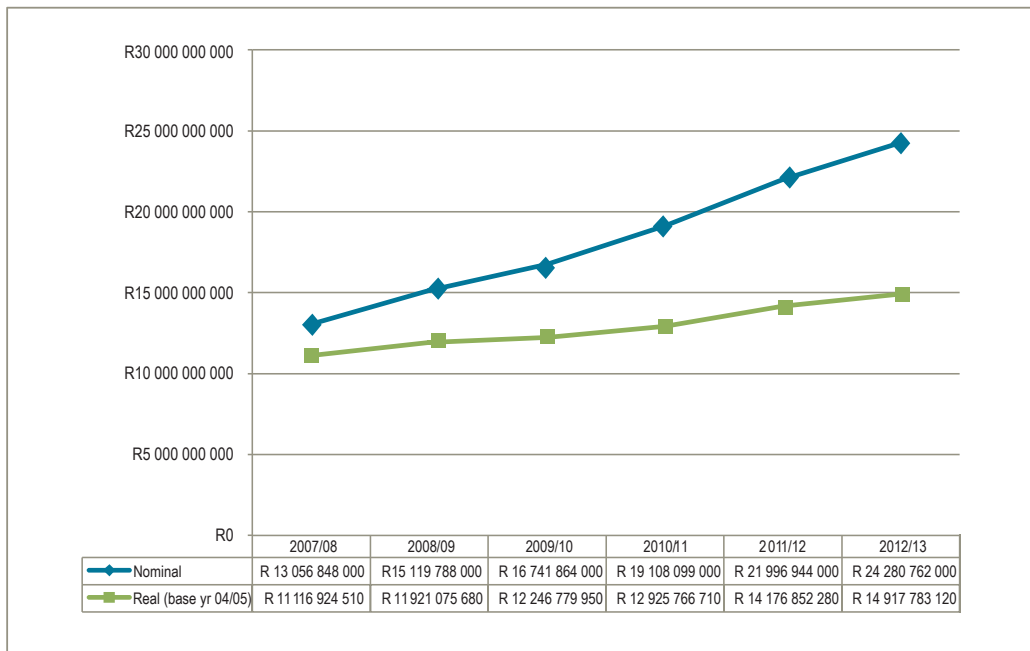
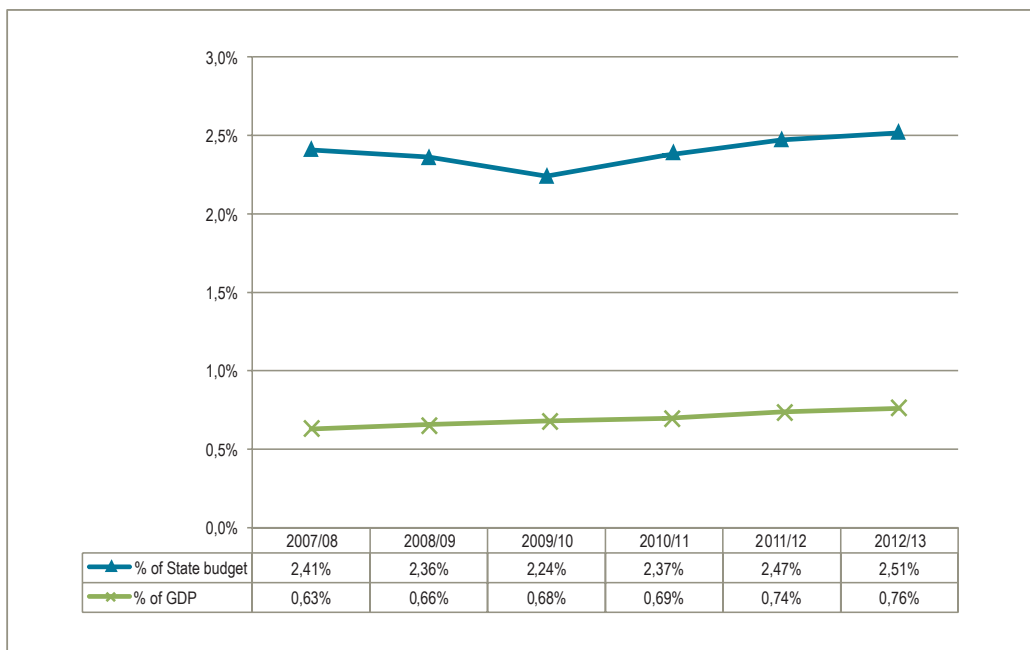


Figure 148 Funding allocated to universities as a percentage of GDP and of state budget respectively from 2007/08 to 2012/13



\* Source: DHET: University State Budgets: Public Report March 2014. 2004/05 is used as the base year for determining real vs nominal values.

Figure 149 Proportion of block to earmarked funding (including NSFAS allocation) from 2007/08 to 2012/13\*

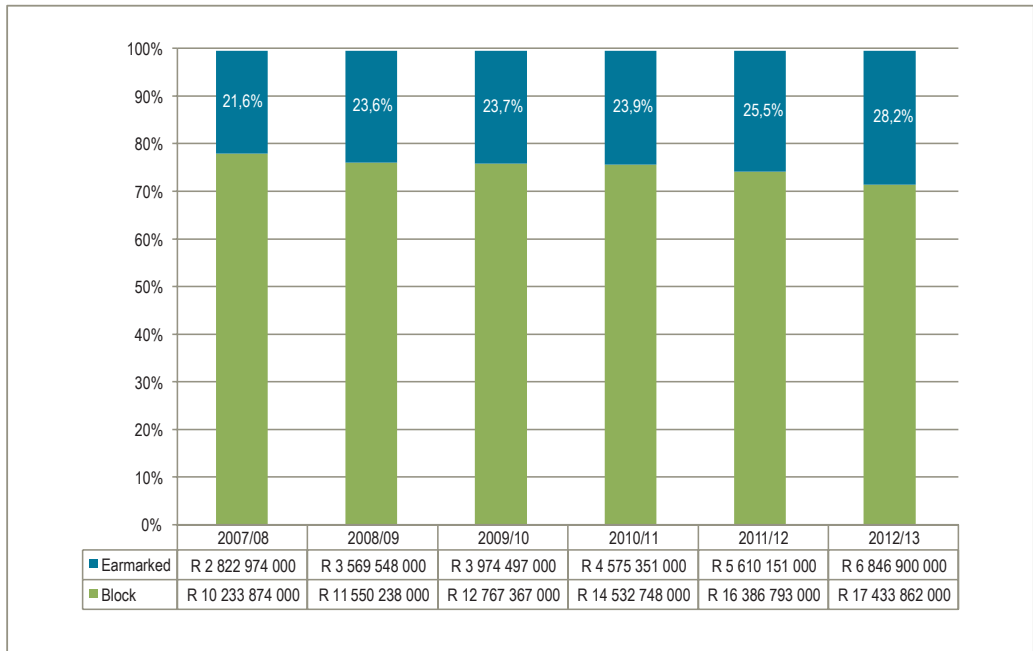
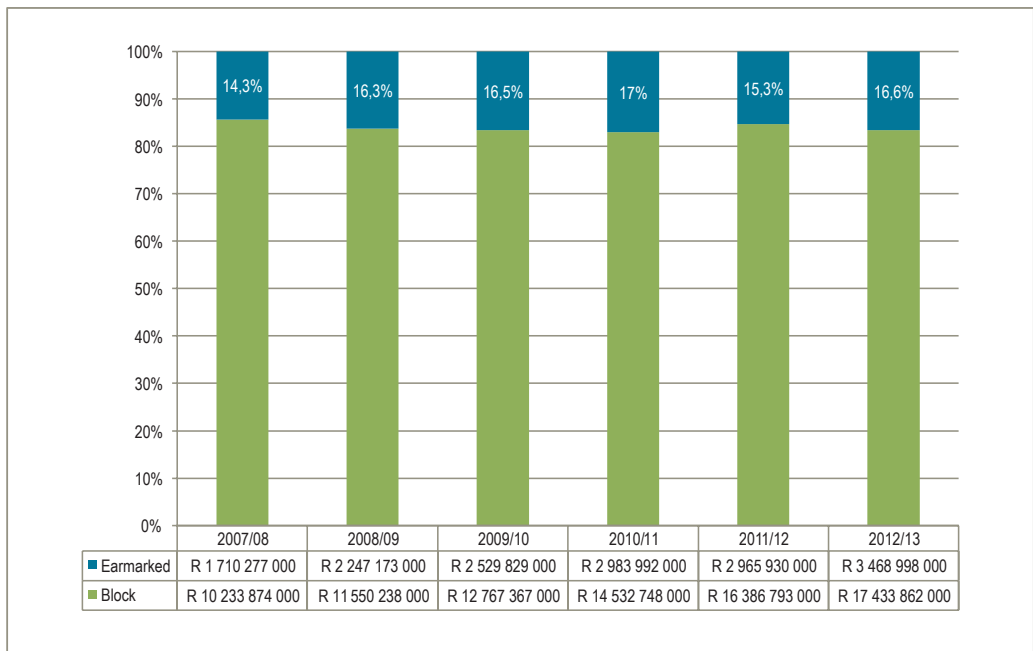


Figure 150 Proportion of block to earmarked funding (excluding NSFAS allocation) from 2007/08 to 2012/13\*



\* Source: DHET: University State Budgets: Public Report March 2014.

Figure 151 Disaggregated funding for NSFAS, teaching grants, research grants and other grants from 2007/08 to 2012/13\*

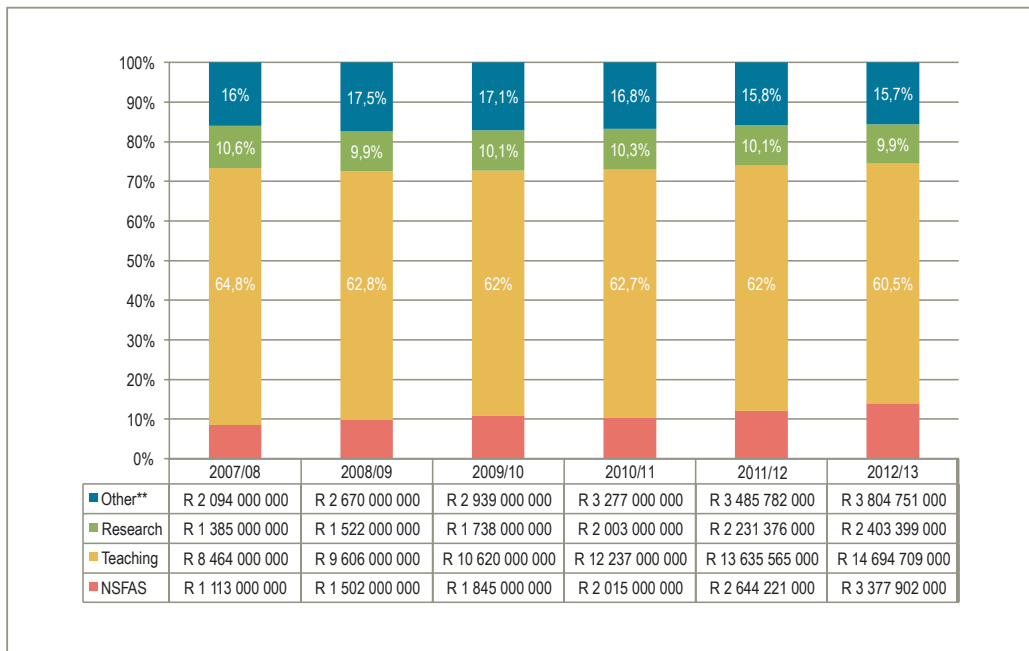
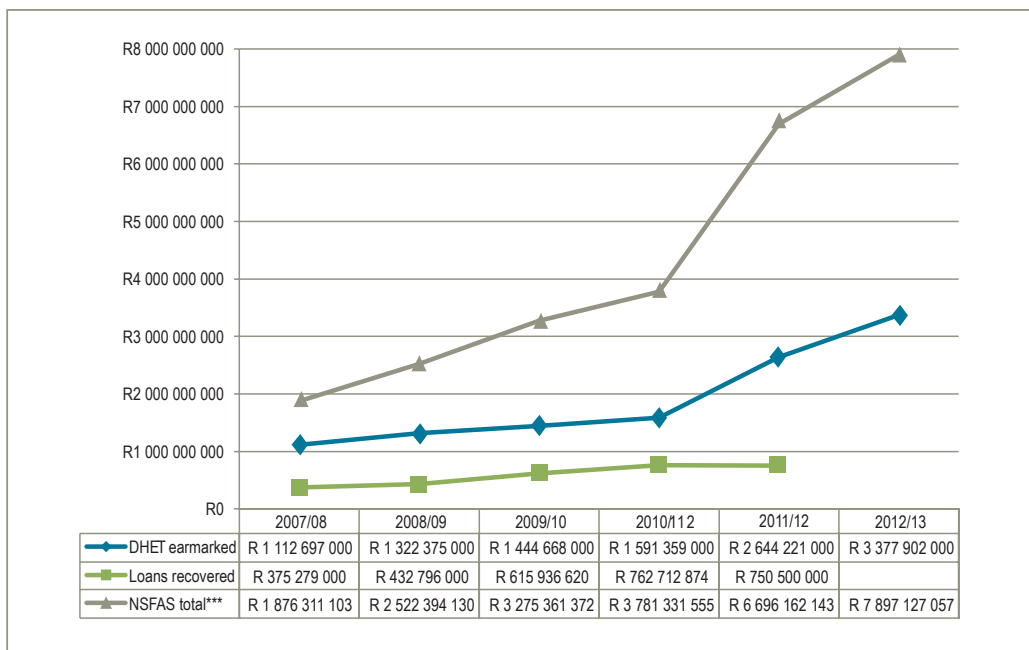


Figure 152 NSFAS funding sources from 2007/08 to 2012/13



\* Source: Ministerial statements on higher education funding; 2009/10 to 2014/15 and data provided by NSFAS for the total (total for NSFAS loans recovered in 2012/13 was not available at time of drafting this publication). \*\* Other categories include institutional factors, infrastructure and efficiency, foundation grants and funds targeted at specific academic areas. \*\*\* The NSFAS total reflected here is not the sum total of DHET Earmarked and Loans recovered, but has other funding included. Other funding for NSFAS: SAICA, Truth & Reconciliation Commission, Funza Lushaka, National Skills Fund, FET College Bursaries, Teachers Fund, universities, government departments, NGOs, private sector, etc.

Figure 153 Average full cost of study showing the percentage cost of tuition from 2007 to 2012\*

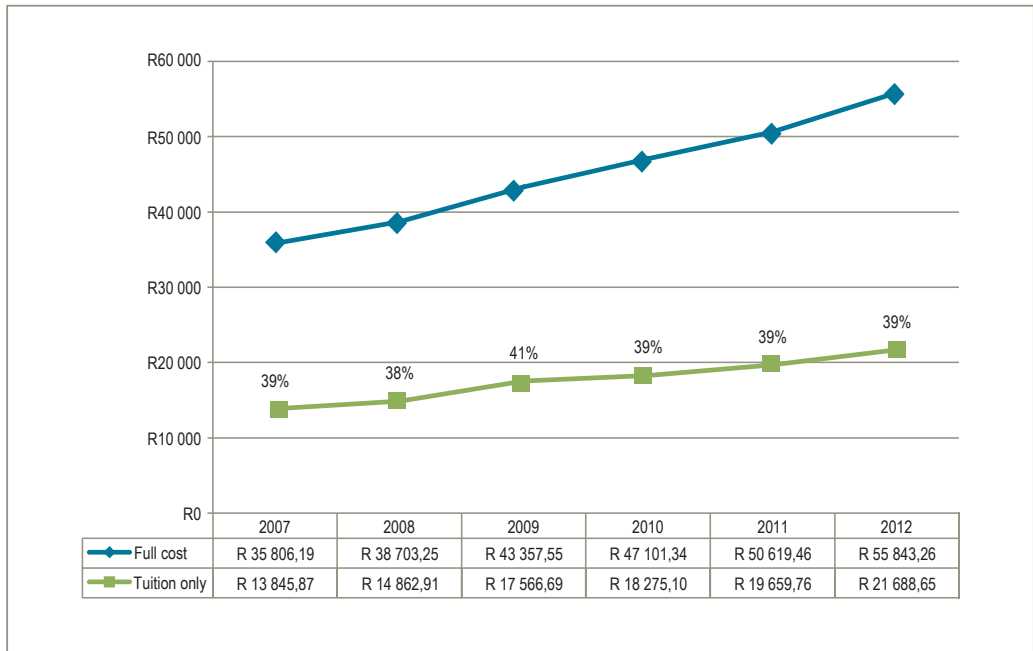
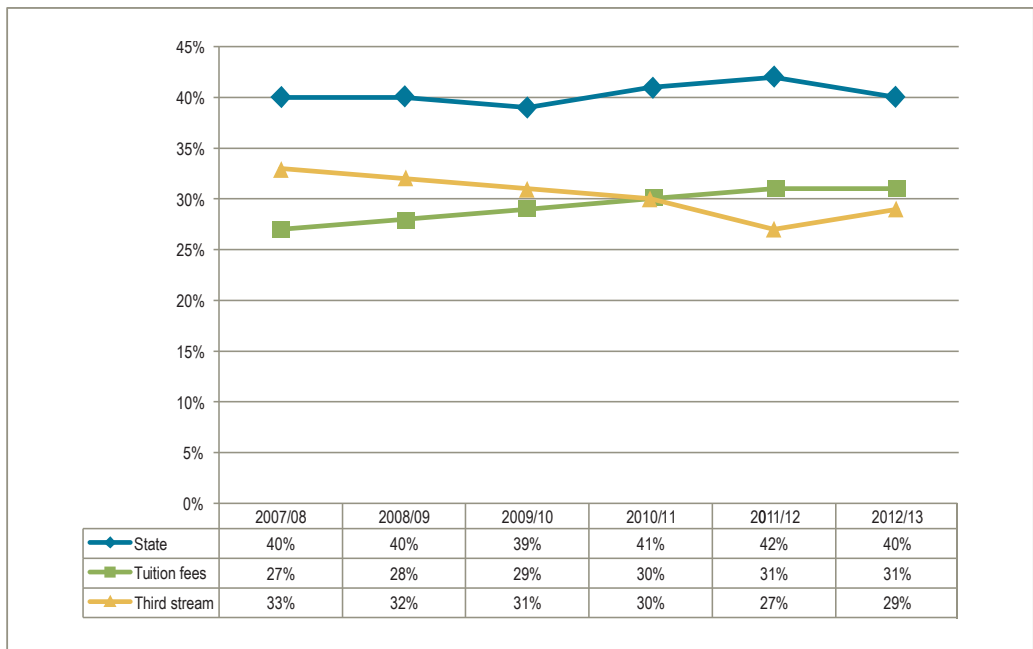


Figure 154 Proportional disaggregation of institutional funding per source from 2007/08 to 2012/13



\* Source: NSFAS full cost of study report, DHET (2014) Audited financial statements of the universities for the period 2007/08 to 2012/13. Pretoria: DHET.

Figure 155 Proportion of Institutional funding per source and institution from 2007/08 to 2012/13

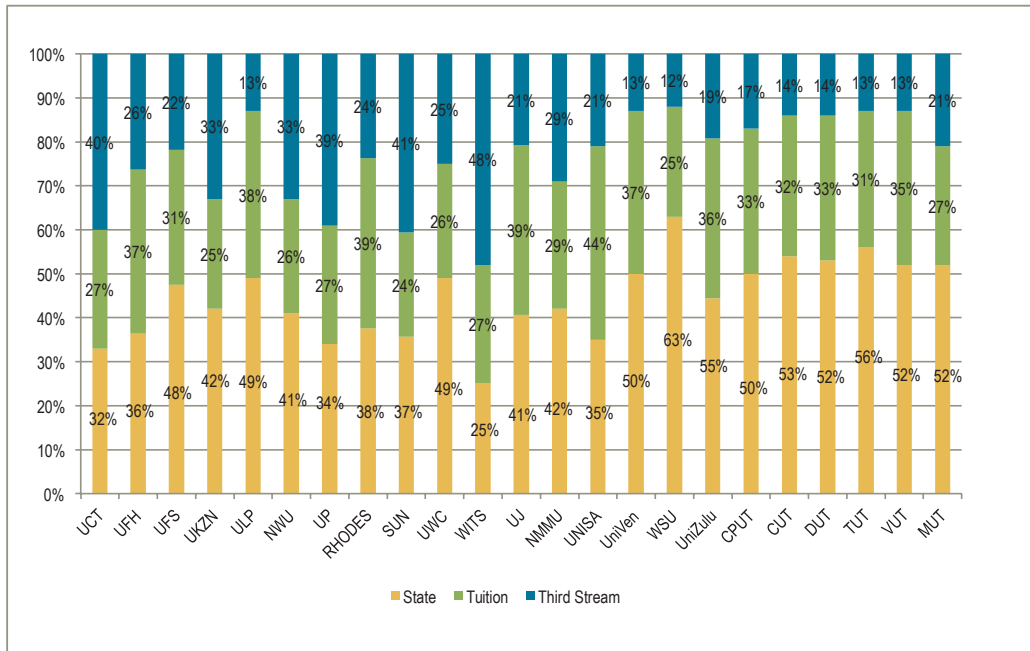
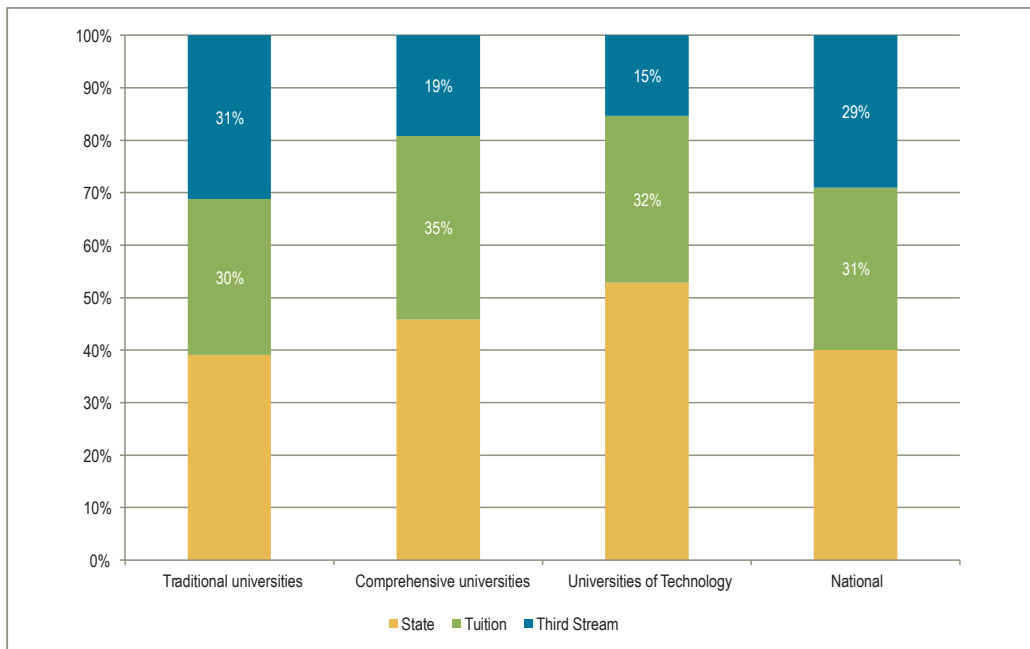


Figure 156 Proportion of Institutional funding per source and institutional type from 2007/08 to 2012/13





## Research Funding\*

Figure 157 Research output units by publication type from 2007 to 2012\*\*

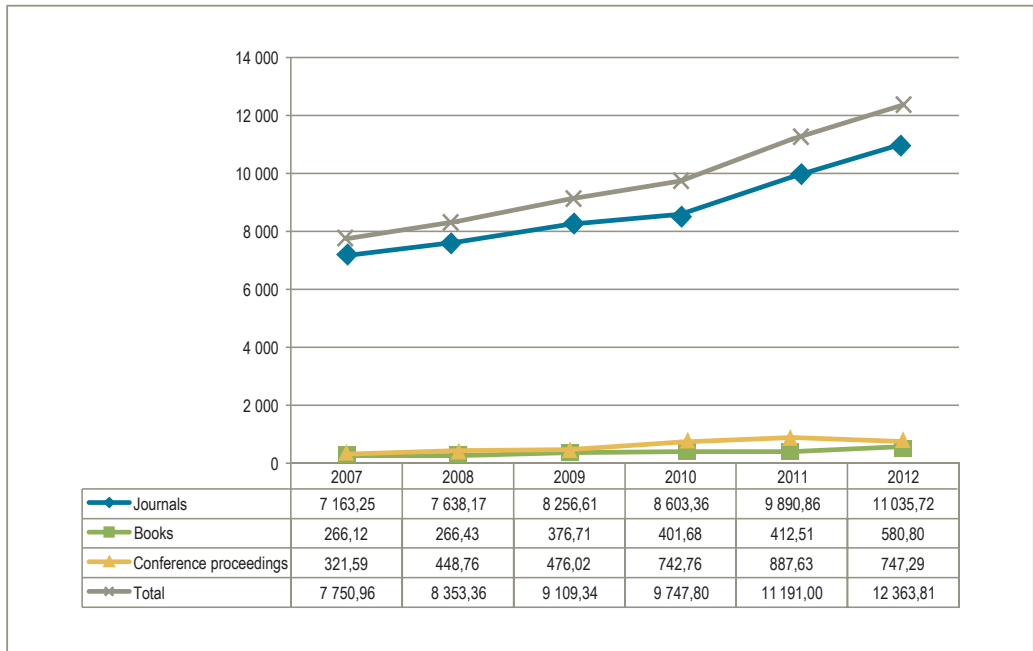
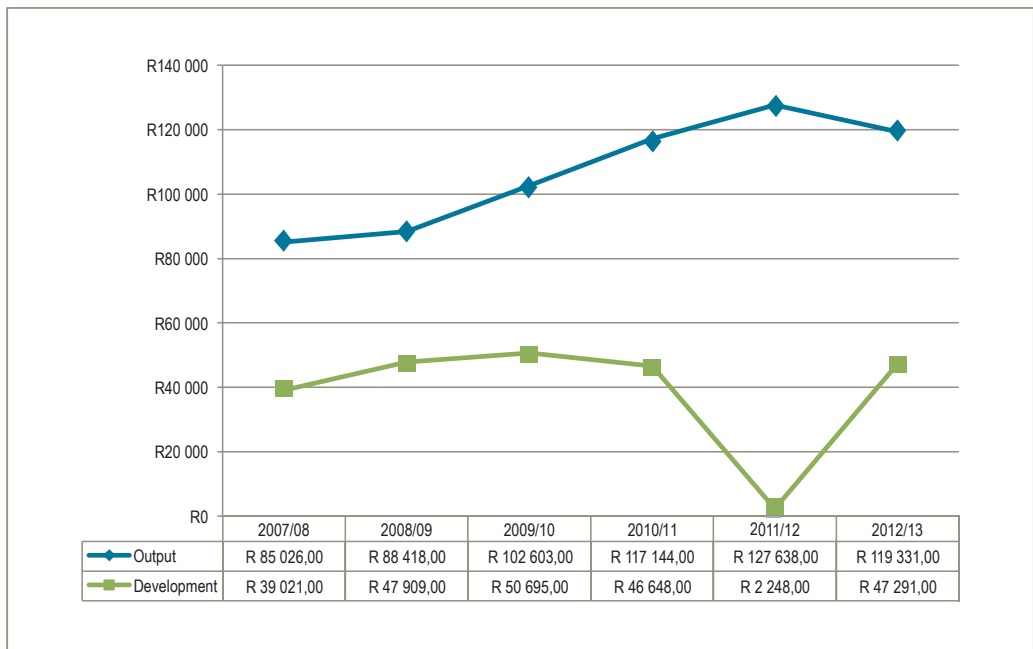


Figure 158 Value of the research output and research development unit from 2007/08 to 2012/13\*\*



\* Source: Ministerial statements on higher education funding and research output reports produced by DHET. Annual RO reports for each year and the 2012 Report.

\*\* The sharp decline in the value of the RDG was caused by some institutions producing output at a much higher level than their target output, leaving less money to be divided for RDGs. Targets were increased in 2012/13 leaving more money for RDGs but reducing the value of the output unit.

Figure 159 Percentage research output units (all publication types) by broad field from 2010 to 2012\*

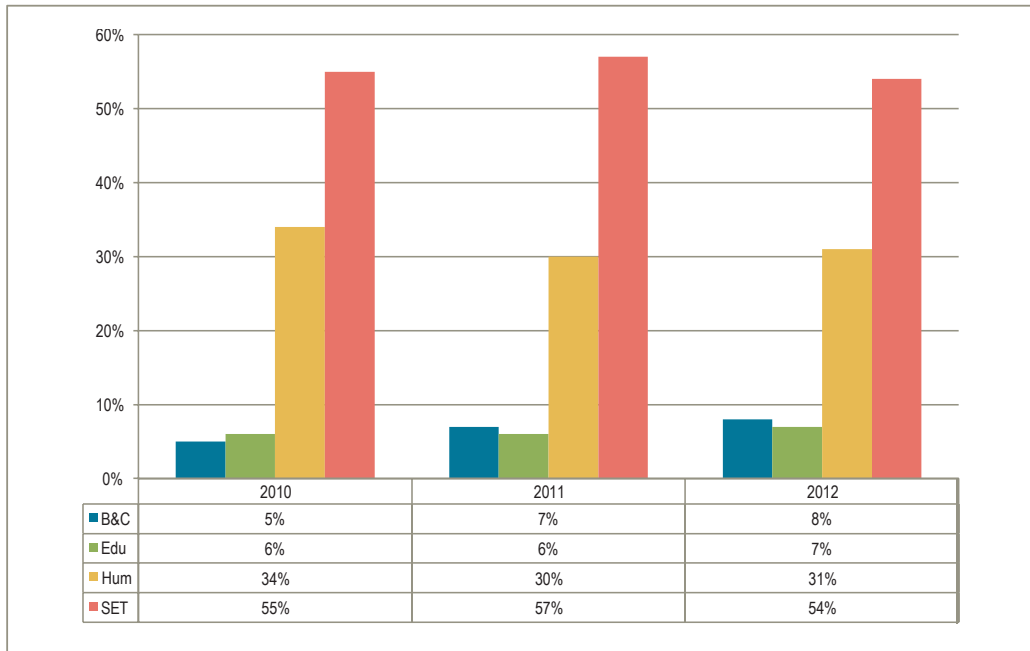
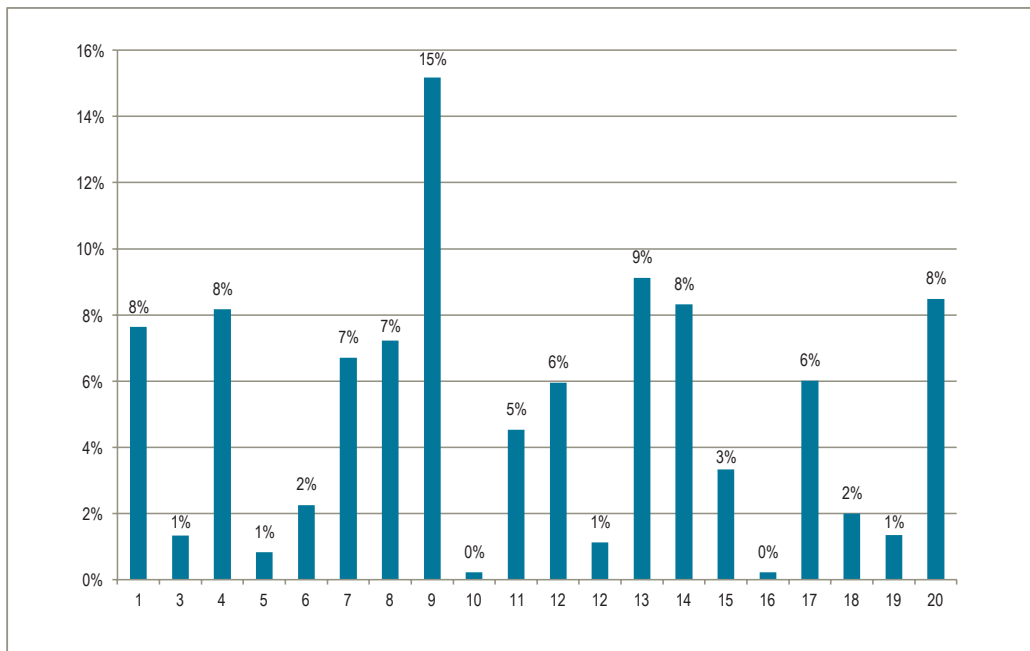
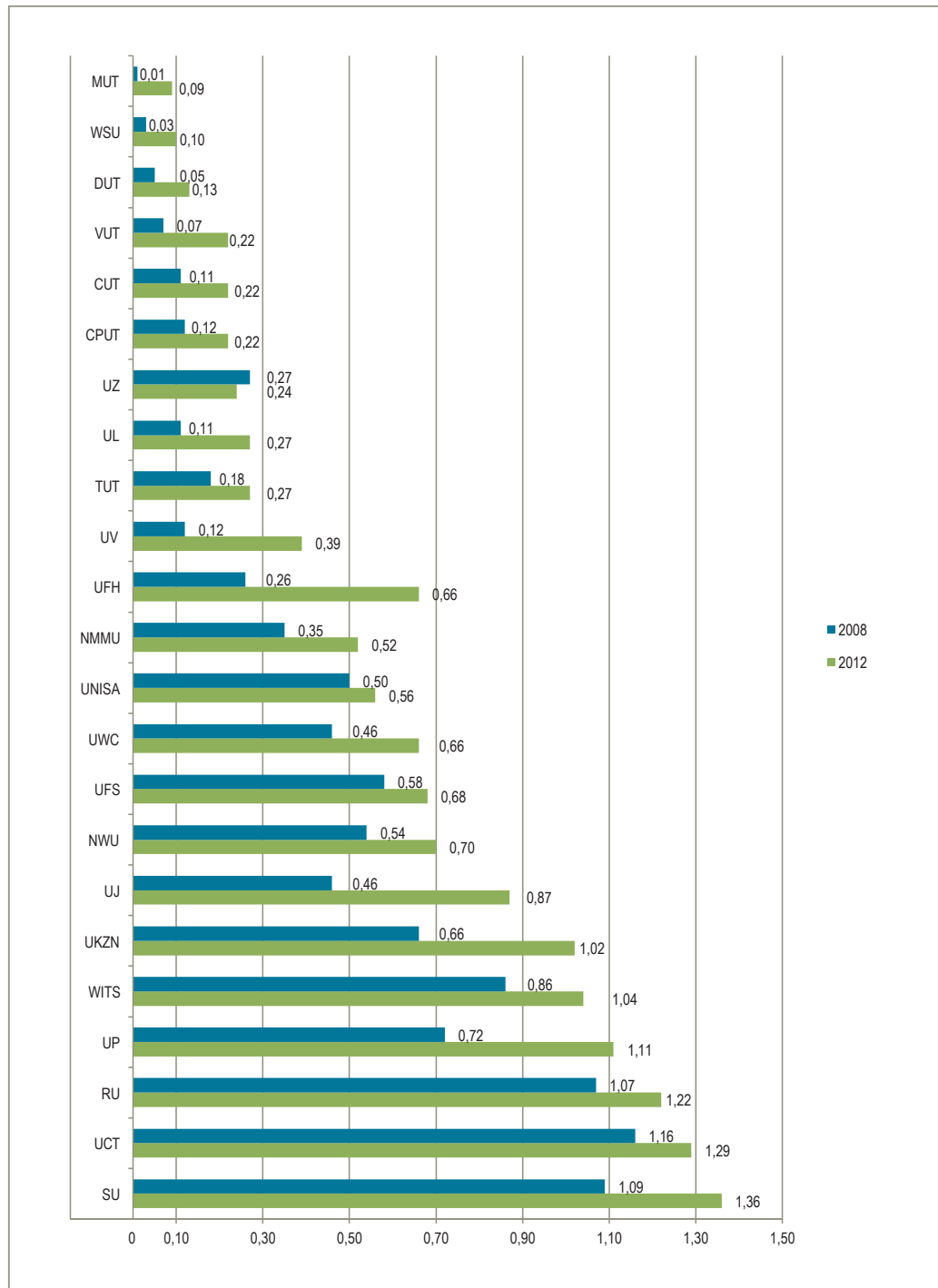


Figure 160 Percentage research output units (all publication types) by CESM for 2012\*



\* Source: For 2009 & 2010 Annexure 12: Weighted Research Output, 2009–2010 (Ministerial Report on the evaluation of the 2010 Institutional Research Publications outputs). Before 2010 only the fields for books and conference proceedings were recorded for the DHET grant. The CESM categories are listed in Appendix 2.

Figure 161 Research output units per capita by institution for 2008 and 2012\*



\* Source: DHET Report on the evaluation of the 2012 universities' research publication outputs, p.35.



# Appendix 1:

## Institutions by institutional type

### Traditional Universities

North-West University (NWU)  
Rhodes University (RU)  
University of Cape Town (UCT)  
University of Fort Hare (UFH)  
University of the Free State (UFS)  
University of KwaZulu-Natal (UKZN)  
University of Limpopo (UL)  
University of Pretoria (UP)  
University of Stellenbosch (SU)  
University of the Western Cape (UWC)  
University of the Witwatersrand (Wits)

### Comprehensive Universities

Nelson Mandela Metropolitan University (NMMU)  
University of Johannesburg (UJ)  
University of South Africa (UNISA)  
University of Venda (UV)  
University of Zululand (UZ)  
Walter Sisulu University (WSU)

### Universities of Technology

Cape Peninsula University of Technology (CPUT)  
Central University of Technology (CUT)  
Durban University of Technology (DUT)  
Mangosuthu University of Technology (MUT)  
Tshwane University of Technology (TUT)  
Vaal University of Technology (VUT)

## Appendix 2: Classification of Educational Subject Matter (CESM) categories

CESM 01:	Agriculture, Agricultural Operations and Related Sciences
CESM 02:	Architecture and the Built Environment
CESM 03:	Visual and Performing Arts
CESM 04:	Business, Economics and Management Studies
CESM 05:	Communication, Journalism and Related Studies
CESM 06:	Computer and Information Sciences
CESM 07:	Education
CESM 08:	Engineering
CESM 09:	Health Professions and Related Clinical Sciences
CESM 10:	Family Ecology and Consumer Sciences
CESM 11:	Languages, Linguistics and Literature
CESM 12:	Law
CESM 13:	Life Sciences
CESM 14:	Physical Sciences
CESM 15:	Mathematics and Statistics
CESM 16:	Military Sciences
CESM 17:	Philosophy, Religion and Theology
CESM 18:	Psychology
CESM 19:	Public Management and Services
CESM 20:	Social Sciences

# Appendix 3:

## Cohort methodology and list of specific knowledge areas included in the broad fields used in the cohort study

### Methodological note for cohort analysis

Based on CESM categories and qualifiers, qualifications were recoded into uniform qualification names for the purpose of uniformity and to reduce the number of groups to be analysed. These groupings are shown in this Appendix.

Student cohorts were then defined and identified as follows:

- At undergraduate level (for first qualifications), a cohort comprised the first-time entering students in a particular year who were selected as the new entrants.
- For Honours and postgraduate diplomas and certificates the cohort comprised new entrants made up of students from all three categories; namely, first-time entering, transfer and entering.
- For Masters and Doctoral students all students who had not been enrolled in the previous year were deemed to be new entrants.

Any student in a cohort who graduated before the minimum expected duration of a qualification was deleted from the cohort on the assumption that the entrance category of the student was incorrect, or that the student had carried credits into the qualification being analysed.

Two types of analyses were performed:

1. Where cohort analyses were performed by uniform qualification name; any student who discontinued his/her studies in a particular uniform qualification during the period analysed was counted as a drop out for that particular uniform qualification classification.
2. An analysis was also done ignoring the uniform qualification classification, and any student who qualified in the same qualification type, i.e. degree or diploma of any sort, was counted as a successful graduate. This analysis showed slightly higher completion rates. Students who discontinued their studies in the qualification type being analysed and who moved to a different qualification type, e.g. from a degree to a diploma, were seen as a dropout for the degree, but a completion for the diploma.

In both analyses, students who discontinued their studies during the period of analysis and then returned (stop-outs) were discounted against the number of dropouts in the year that they returned. This accounts for the negative dropout numbers shown in some graphs. They were counted as successful if they graduated during the period analysed.

While analysis was undertaken with respect to UNISA, there are too few years of data available in the cohort studies to make an appropriate analysis of UNISA's completion rates. UNISA's cohort analyses are further complicated by the fact that large numbers of students interrupt their studies for a number of years.

### 360-credit Diplomas

#### **Agriculture**

Agriculture, Agricultural Management, Animal Production, Animal Health, Equine Science, Food Technology, Fisheries Resource Management, Forestry, Game Ranch Management, Horticulture, Pulp and Paper Technology, Turf Grass Management, Wood Technology.

#### **Architecture and Built Environment**

Architectural Technology, Architecture, Building, Landscape Technology, Surveying, Town and Regional Planning.

**Arts and Fine Arts**

Ceramic Design, Dance, Drama, Fashion, Fashion Design, Fashion Design and Technology, Film and Television Production, Film and Video Technology, Fine Art, Graphic Design, Interior Design, Jewellery Design and Manufacture, Motion Picture Production, Music, Musical Theatre, Opera, Performing Arts, Performing Arts Technology, Surface Design, Technology, Photography, Three-Dimensional Design, Video Technology, Vocal Art.

**Business and Management Sciences**

Accountancy, Accounting, Banking, Financial Administrative Management, Adventure Tourism Management, Business Communication, Commercial Administration, Commercial Practice, Company Administration, Cost and Management Accounting, Credit Management, Economics, Economic Management Analysis, Ecotourism Management, Entrepreneurship, Event Management, Financial Information Systems, General Administrative Management, Hospitality Management, Human Resources Management, Import and Export Management, Internal Auditing, Inventory and Stores Management, Labour Relations, Logistics, Management, Management of Training, Management Services, Maritime Studies, Maritime Studies, Marketing, Office Management and Technology, Open Space and Recreation Management, Operations Management, Organisational Leadership, Organisation & Work Study (Factories), Packaging and Printing Technology, Personnel Management, Printing Management, Production Management, Public Finance and Accounting, Purchase Management, Purchasing Management, Real Estate, Recreation Management, Retail Business Management, Small Business Management, Sport Administration and Marketing, Sport Management, State Accounts and Finance, Taxation, Tourism Management, Transport Economics, Transportation Management, Travel And Tourism, Office Administration (Secretarial).

**Computer Science, Information Technology and Information Sciences**

Computer Studies, Computer Systems, Information Technology, Information Technology (Business Applications, Communication Network, Software Development, Technical Applications.

**Education**

Adult Basic Education and Training, Commerce Education, Commercial Education, Education, Foundation Phase Education, Further Education and Training (FET), Higher Education Diploma, Home Economics Education, Intermediate and Senior Phase Teaching, Natural Sciences Education, Primary Teaching, Technical Education.

**Engineering**

Chemical Engineering, Civil Engineering, Coal Mining, Computer Systems Engineering, Engineering, Electrical Engineering, Explosives Management, Industrial Engineering, Marine Engineering, Mechanical Engineering, Metallurgical Engineering, Metalliferous Mining, Mine Surveying, Mineral Surveying, Mining Engineering, Surface Mining.

**Family Ecology and Consumer Sciences**

Catering Management, Child and Youth Development, Clothing, Clothing Management, Clothing Production, Food and Beverage Management, Food and Consumer Sciences, Food and Nutrition, Food Service Management, Textile Design and Technology, Textile Technology (Dry Processing, Wet Processing).

**Health**

Biomedical Technology, Chiropractic, Clinical Technology, Dental Technology, Emergency Medical Care, Environmental Health, Health Services Administration, Homoeopathy, Medical Orthotics and Prosthetics, Medical Technology, Optical Dispensing, Optometry, Podiatry, Radiography (Diagnostic, Nuclear Medicine, Therapy, Ultrasound), Somatology, Veterinary Technology.

**Languages, Journalism and Communication**

International Communication, Journalism, Language Practice, Multimedia, Public Relations, Public Relations Management, Translation and Interpreting Practice.



## **Law**

Legal Assistance, Civil Law Administration, Diploma: Deeds Registration Law, Registration of Deeds.

## **Public Management and Services**

Contact Centre Management, Correctional Services Management, Government Finance, Local Government Finance, Local Government Management, Police Administration, Policing, Public Administration, Public Management, Road Traffic and Municipal Police Management, Safety Management, Security Management, Security Risk Management, Traffic Safety Management.

## **Science**

Analytical Chemistry, Biotechnology, Cartography, Environmental Management, Environmental Sciences, Explosive Technology, Extraction Metallurgy, Fire Service Technology, Fire Technology, Fuel Technology, Geology, Geotechnology, Mathematical Technology, Meteorology, Nature Conservation, Non Destructive Testing, Oceanography, Officiating and Coaching Science, Plastic Technology, Polymer Technology, Rubber Technology, Sport and Exercise Technology, Water Care.

## **Social Science**

Archival Studies, Community Extension, Library and Information Studies, Library and Information Practice.

## 3-year Degrees

### **Arts and Fine Arts**

Combinations of: Development Studies, Environmental Planning, Community Development, Leadership, Languages, Communication, Corporate Communication, Marketing Communication, Journalism, Audio-visual Communication, Communication Design, Media Studies, Law, Information Science, Information Management, Religion, Culture, Human Resource Development, Psychology, Geography, Geographical Sciences, Social Sciences, Social Research, Social and Marketing Research, Marketing Research, Tourism Development, Human Movement Science, Sport Coaching, Sport and Exercise, Sport Recreation and Exercise Science, Physical Education, Humanities, Applied Leisure Science, Politics, Arts, Drama, Performance Studies, Music, Society, Theatre Studies, Visual Art, Fine Arts, Combined Arts, Audio Visual Production Management, Design, International Studies, International Relations, Islamic Studies, Philosophy, Economics, Politics, Public Administration, Sport Development, Sport Psychology, Cognitive Science, Culture & Heritage Tourism Management, Culture & Arts, Policy Studies, Political Leadership and Citizenship, Conservation, Tourism and Sustainable Development, Life Skills and Counselling, Pastoral Guidance, Psychology, Geography, Environmental Studies, Labour Relations, Setswana, Sociology, Tourism Management, Social Work.

### **Agriculture**

Agriculture, Animal Science, Agriculture Economics, Agricultural Management, Agricultural Science, Animal Production, Plant Production, Cellar Management, Cellar Technology, Agricultural Extension and Rural Resources Management, Agricultural Administration, Agricultural Enterprise Management.

### **Architecture and Built Environment**

Architectural Studies, Architecture and the Built Environment, Construction Management Studies, Construction Studies, Quantity Surveying Studies, Surveying, Property Development, Urban and Regional Planning, Construction Economics and Computer Science, Construction Economics, Housing Development, Landscape Architecture.

### **Business and Management Sciences**

Accountancy, Accounting, Accounting Science, Accounting and Informatics, Accounting and Law, Accounting Professional Stream, Management Accounting, General Accounting, Forensic Accountancy, Chartered Accountancy, Auditing, Logistics Management, Management, General Management, Labour Relations, Banking, Investment Management, Business Studies, Business Administration, Business Management, Business Informatics, Cost Management, Leadership, Actuarial Science, Internal Auditing, Risk Management, Investment Management, Taxation, Industrial Psychology, Community Development and Cultural Studies,

Accounting Science, Computations, Commerce, Commerce and Law, Agricultural Commerce, Commerce and Statistics, Commerce and Computer Science and Information Systems, Commerce and Computer Science and Statistics, Politics and Economics, Philosophy and Economics, Banking, Economics, Economics and Econometrics, Entrepreneurship, Development Economics, Public Administration and Economics, Monetary Economics, Environmental Economics, International Economics, Finance, Financial Management, Financial Journalism, Financial Mathematics, Financial Planning, Financial Modelling, Financial Information Systems, Financial Sciences, Insurance, Human Resource Management, Human Resource Development, Commerce and Information Management, Commerce and Communication, Commerce and Informatics, Commerce and Law, Commerce and Law and Information Management, Entrepreneurial Management, Marketing, Chartered Marketing, Marketing Management, Communication Management, Investment Management, Commerce and Information Technology Management, Commerce and Information Systems, Commerce and Management Information Systems, Financial Information Management, Sport Management, Planning and Development, Tourism Studies, Ecotourism Management, Heritage and Cultural Tourism, Events Management, Applied Leisure Science Events and Facility Management, Tourism and Indigenous Development, Tourism Management, Marketing and Tourism Management, Outdoor Recreation Management, Sport & Recreation Management, Industrial Organisational & Labour Studies, Industrial and Organisational Psychology, Business Information Management, Human Resource Management, Public Sector Information Management, Risk Management, Sports Management, Tourism Management, Applied Leisure Science, Leadership, Personnel Leadership, Culture and Heritage Tourism, Business Information Systems, Hospitality Management, Marketing Management, Quantitative Management, Transport, Transport and Logistics, Transport Management, Transport Economics, Development Studies, Development Management, Property Studies, Real Estate.

### **Computer Science, Information Technology and Information Sciences**

Information Technology for Industry and Mining, Computer Linguistics, Geographic Information Systems, Computer Science, Data Communication, Information Systems, Computing, Informatics.

### **Education Upgrading**

In Service Training for Foundation Phase/ Intermediate Phase and Further Education and Training, In Service Training Information and Communications Technology (ICT), In Service Training in Mathematics, Adult and Continuous Education, Computer Education.

### **Family Ecology and Consumer Sciences**

Family Ecology, Consumer Sciences, Hospitality, Tourism, Human Nutrition, Settlement Studies.

### **Health**

Radiography (Diagnostic), Radiography (Clinical), Clinical Medical Practice, Nursing, Nursing Education and Management, Advanced Nursing Science, Advance Practice Nursing, Dentistry, Dental Therapy, Oral Health, Oral Hygiene, Biomedical Engineering, Clinical Practice, Medical Sciences, Medical Practice, Biomedical Sciences, Health Sciences, Medical Bioscience, Health Promotion, Medical Microbiology, Community Health and Management, Medicine, HIV, Human Biology, Radiation Sciences, Health Sciences and Social Services, Medical Science in Physiology, Anatomy, Dietetics.

### **Law**

Law, Occupational Risk Law, Criminal Justice.

### **Psychology**

Psychology

### **Public Management and Services**

Public Administration, Public Management, Public Sector Human Resource Management, Criminal Justice, Criminology, Public Affairs, Public Finance, Public Sector Personnel Management, Police Studies, Police Science, Industrial Psychology, Local Government, Local Government Management, Rural Development Management, Policy Studies, Ethics Studies, Political Studies, Public Sector Information Management, Public Finance, Criminology, Public Sector Management Accounting, Public Sector Economic Policy, Public Sector

Economics, Community Safety and Socio-Legal Studies, Government Administration and Development, Political Studies.

### **Science**

Actuarial Science, Applied Mathematics, Applied Geology, Aquatic Health, Applied Statistical Science, Atmospheric Sciences, Biochemistry, Biodiversity, Biological Sciences, Biomedical Sciences, Biotechnology, Botany, Chemical Biology, Chemical Science, Chemical Technology, Chemistry, Community Water Management, Conservation Biology, Data Mining, Earth Science, Ecological Sciences, Electronics, Environmental Sciences, Environmental Studies, Environmental and Resource Studies, Environmental Management, Exercise Science, Exploration Geophysics, Financial Mathematics, Food Science and Technology, Geography, Geology, Geological Science, Geosciences, Human Physiology, Hydrobiology, Hydrology, Hydro Sciences, Industrial Science, Industrial Mathematics, Informatics, Laser Physics, Life Sciences, Marine Biology, Material Science, Materials Development, Mathematics, Mathematical Sciences, Mathematical Statistics, Medical Science, Medical Microbiology, Microbiology, Mineral Sciences, Natural Sciences, Nuclear Sciences, Operations Research, Pest Management, Physical Sciences, Physics, Physiological Sciences, Plant Biotechnology, Polymer Sciences, Soil Sciences, Textile Sciences, Social Biology, Sports Science, Statistics, Theoretical Physics, Water Studies, Water Resources Management, Zoology.

### **Social Science**

Sociology, Social Science, Social Research, Community Development, Cultural Studies, Anthropology, Political Studies, Population Studies, Social Work, Social Dynamics, Socio Informatics, Heritage Studies, Information Science, International Studies, Philosophy, Philosophy and Policy and Law, Youth Work, Youth in Development, Ethics and Politics and Economics, Human and Societal Dynamics, Human and Social Studies, Africa Studies, African Studies, Culture Studies, Governance and Political Transformation, Political Science and International Relations, International Studies, History, Information Science, Information and Knowledge Management, Library Sciences, Geographical Environmental Management, Housing, Government Business Ethics, Industrial Working Life, Social Work, Development and Leadership, Gender Studies, Urban and Rural Studies, Population and Development Studies, Population Studies, Demography.

### **Theology**

Theology, Christian Ministries, Diaconiology, Bible Languages, Biblical Studies, Theology: Youth Work, Church Ministry, Pastoral Counselling, Theological Foundations.

## **4-year Degrees**

### **Arts and Fine Arts**

Dance, Drama, Dramatic Arts, Fine Arts, Graphic Design, Jewellery, Music, Music Composition, Music Education, Musicology, Performing Arts, Theatre, Visual Arts, Visual Communication Development, Jazz and Pop Music.

### **Human Movement Science and Sport and Exercise**

Physical and Health Education, Human Movement Education.

### **Languages, Journalism and Communication**

Communication Studies, Development Communication, Languages Education, Journalism.

### **Agriculture**

Agricultural Economics, Agricultural Education, Agricultural Agro Meteorology (Grassland Sciences, Plant Pathology, Soil Science), Agricultural Management, Agronomy, Agricultural Economics, Animal Breeding, Animal Genetics, Animal Health, Animal Sciences, Animal Production, Animal Production Management, Aquaculture, Crop Production Management, Crop Protection, Crop Science, Entomology, Food Science, Food Science and Biochemistry, Food Science and Microbiology, Forestry, Horticulture, Irrigation, Molecular Genetics,

Pasture Sciences, Land-Use Planning, Meat Science, Nursery Management, Ornamental Horticulture, Pasture Management, Plant Breeding, Plant Production, Plant Protection, Soil Science, Vineyard and Wine Sciences, Woodwork, Wood Sciences, Wood Production, Weed Science.

### **Architecture and Built Environment**

Architecture, Architectural Studies, Building, Land and Property Development Management, Building Administration, Construction Management, Property Studies, Quantity Surveying, Town and Regional Planning.

### **Business and Management Sciences**

Accountancy, Accounting, Accounting Science, Banking, Business Administration, Business Communication, Business Science, Commerce Education, Development Communication, Development Economics, Hospitality, Hospitality Management, Management, Planning, Tourism, Small, Medium and Micro Enterprises (SMMEs), Recreation and Leisure Studies.

### **Dentistry**

Dental Science, Dental Surgery.

### **Education**

Adult Education, Education in Agricultural Sciences/ Arts/ Biology/ Commerce/ Consumer Sciences/ Economic and Management Sciences/ English/ Food Sciences/ Humanities/ Languages/ Life Orientation/ Mathematics/ Natural Sciences/ Physical Education/ Science/ Social Sciences/ Technology/ Textiles, Pedagogics, Early Childhood Development, Pre-primary Education, Primary Education, Senior and Further Education and Training, General Education and Training (GET) (Foundation Phase/ Intermediate or Senior Phase), Secondary Education.

### **Engineering**

Aeronautical Engineering, Chemical Engineering, Civil Engineering, Computer Systems Engineering, Electrical Engineering, Electronic Engineering, Industrial Engineering, Mechatronics, Mechanical Engineering, Metallurgy, Metallurgy and Materials, Mineral Resource Management, Mining, Mine Surveying, Land Surveying.

### **Family Ecology and Consumer Sciences**

Clothing, Clothing Small Business Management, Clothing International Retail Management, Clothing and Textiles, Community Agriculture, Community Nutrition, Consumer Science, Consumer Studies, Food Management, Home Economics, Hotel-Keeping and Catering, Housing, Human Ecology, Nutrition.

### **Health**

Advance Practice Nursing, Audiology, Biokinetics, Communication Pathology, Dietetics, Emergency Medical Care, Laboratory Medicine, Medical Clinical Practice, Medical Laboratory, Medical Sciences, Nursing Science, Nutrition, Occupational Therapy, Optometry, Oral Biology, Oral Health, Pharmacy, Physiotherapy, Speech and Language Pathology and Audiology Therapy, Sport Sciences.

### **Law**

Law, Financial Planning Law.

### **Medicine**

Medicine, Surgery.

### **Psychology**

Counselling, Educational Psychology, Psychology, Sport Psychology.

### **Public Management and Services**

Criminal Justice Administration, Criminology, General Public Management, Local Government Management, Rural Development Management, Political Studies, Public Human Resource Management, Public Information Management, Public Financing, Public Management (Accounting, Economic Policy).

**Science**

Biochemistry, Earth Sciences, Environmental Management, Geomatics, Industrial Science, Education in Earth Sciences/ Biology/ Life Sciences/Mathematical Sciences/ Physical Sciences, Mining and Environmental Conservation.

**Social Science**

Criminology, Diaconology (Social Work), Information Design, Indigenous Knowledge Systems, Information Science, Information Studies in Education, Land Reform and Rural Development, Library and Information Science, Peace Studies, Social Development, Social Work, Youth in Development.

**Theology**

Youth Work, Theology.

**Veterinary Science**

Veterinary Science

## Post-graduate Diplomas and Certificates

**Agriculture**

Agriculture, Agricultural Management, Food Security, Land and Agrarian Studies, Aquaculture.

**Architecture and Built Environment**

Architecture, Built Environment, Construction Project Management.

**Arts and Fine Arts**

Arts, Coral Conducting, Fine Arts, Music, Performance, Rock Art Studies.

**Business and Management Sciences and Planning**

Accountancy, Accounting, Actuarial Science, Applied Accounting Science, Auditing, Business Administration, Business Data, Business Management, Business Management and Marketing, Commerce, Computer Development Planning, Developing Areas, Development and Management, Development Studies, Economics, Entrepreneurship, Entrepreneurship Management, General Human Resources Management, General Management, Financial Accounting, Financial Banking Investment Management, Dispute Resolution, Financial Management, Financial Planning, Forensic Accounting, Human Resource Development, Human Resource Management, Industrial Administration, Industrial Relations, Internal Auditing, Investment, Labour Relations Management, Leadership Studies, Management, Managing Accounting, Marketing Management, Management Development, Management Practice, Maritime Studies, Marketing Personnel Management, Marketing Support Management, Mineral Resource Management, Organisational Development, Property Development, Property Management, Property Economics, Property Studies, Risk Management, Small, Medium and Micro Enterprises Development, Sport Vision, Sustainable Development, Recreation and Tourism, Taxation, Tax Law, Tax Strategy and Management, Tourism, Transport and Logistics, Transport Studies, Women's Development and Micro-Finance.

**Computer Science, Information Technology and Information Sciences**

Applied Information Systems, Computer Science, Geographical Information Systems, Information and Communication Technology, Information and Communication Technology Policy and Regulation, Management of Information Systems, Multimedia Computing.

**Dentistry**

Dentistry, Dentistry (Pain and Sedation), Clinical Dentistry, Community Dentistry, Implant Dentistry.

**Education**

Art and Culture Education, Adult Education, Agricultural Education, Biology Education, Cognitive Studies, Computer Assisted Education, Computer Science Education, Curriculum Studies, Distance Education,

Drama and Theatre Education, Economic Science Education, Education, Educational Guidance, Education in Physiotherapy, Education Administration, Education Leadership, Education Management, Education School Guidance, Educators of Adults, Geography Education, Group Activities, Fine Arts Education, Foundation Phase Education, Further Education and Training (FET), Higher Education, Higher Education and Training, Higher Education Studies, Inclusive Education, Intermediate Phase Education, Junior Primary School Education, English Language Teaching Language Education, Life Sciences Education, Mathematical Literacy Education, Mathematical Sciences Education, Mathematics Education, Music Education, Natural Sciences Education, Philosophy of Education, Physical Sciences Education, Physics and Chemistry Education, Policy Studies and Governance in Education, Primary School English Education, Primary School Mathematics Education, Psychology of Education, Physical Sciences Education, Quality Assurance and Reliability, Remedial Education, Special Education Needs Education, Secondary Education, Secondary School English Education, Secondary School Mathematics Education, Senior Phase Education, Special Education, Technical Education, Tertiary Education.

### **Engineering**

Engineering, Engineering Management, Chemical Engineering, Civil Engineering, Electrical Engineering, Geohydrology, Industrial Engineering, Mechanical Engineering, Metallurgy, Materials, Mining.

### **Family Ecology and Consumer Sciences**

Child and Youth Development, Child and Family Studies, Childcare and Protection, Clothing and Textiles, Housing Development and Management.

### **Health**

Addictions Care, Advanced Nursing, Advanced Midwifery, Advanced Occupational Therapy, Advanced Physiotherapy, Advanced Psychiatric Nursing, Applied Radiation Science, Child Health Care, Clinical Evidence and Health Management, Clinical HIV/AIDS Management, Community Eye Health, Community and General Paediatrics, Community Health, Community Health Extension, Community Health Veterinary Sciences, Community Nursing Science, Community Health Nursing, Critical Care Nursing, Dietetics, Disability Studies, Family Medicine, Forensic Health Care, Forensic Nursing, General Interventional Radiography, Gerontological Nursing, Hand Rehabilitation, Hand Therapy, Health and Welfare Management, Health Care Management, Health Care And Social Welfare, Health Economics, Health Education, Health Professions Education, Health Promotion, Health Science, Health Science in Autism Spectrum Disorders, Health Management, Health Service Management, Health Studies Radiography (Diagnostic, Nuclear Medicine), Health Systems Management, Health Technology Management, HIV Management, Hospital Dietetics, Hospital Management, Hospital Pharmacy Management, Infection Control, Management of Childhood Disabilities, Maternal and Child Health, Medical Administration, Medical Information, Medical Surgical Nursing, Midwifery, Midwifery And Neonatal Nursing, Nephrology, Nephrology Nursing Science, Nursing, Nursing Administration, Nursing Critical Care, Nursing Education, Nursing Management, Occupational Health, Occupational Therapy, Occupational Medicine and Health, Operational Ward Nursing, Optometry, Orthopaedic Nursing, Paediatric Nursing, Paediatric Radiology, Pharmacology, Physiotherapy, Primary Clinical Health, Primary Health Care, Psychiatric Nursing, Public Health, Pulmonology, Operating Room Nursing, Pesticide Risk Management, Public Health, Public Health Medicine, Speech and Hearing Therapy, Sport Medicine, Surgical Nursing, Transfusion Medicine, Trauma Nursing, Tropical Medicine and Health, Vocational Rehabilitation.

### **Languages, Journalism and Communication**

Applied Linguistics, Communication Studies, International Communication, Second Language Studies, Media Management, Translation and Court Interpreting, Economic Journalism, Journalism, Language Practice, Language Interpretation, Language Translation, Telecommunications and Information, Translation Studies & Linguistics.

### **Law**

Company Law, Labour Law, Legal Practice, Environmental Law and Management, Estate Law, Export Laws, Fraud and Criminal Justice, Forensic Investigation and Criminal Justice, International and African Regional Law, Labour Law, Law, Maritime Law, Public Health Law.

**Medicine**

Clinical Haematology, Clinical Pharmacology, Dentistry, Endocrinology, Gastroenterology, Geriatric Medicine, Palliative Medicine.

**Psychology**

Applied Psychology, Psychological Counselling, Child Psychiatric Nursing, Psychotherapy, Public Mental Health, Counselling.

**Public Management and Services**

Community Development, Disaster Management, Governance, Political Studies, Public Administration, Public and Development Studies, Public Policy, Public Policy and Development, Rural Rescue Management.

**Science**

Applied Physiology, Chemical Pathology, Earth Science Practice and Management, Energy Studies, Environmental Studies, Geology, Geographical Sciences, Integrated Water Resources Management, Mathematical Sciences, Medical Physics, Science, Scientific Studies.

**Social Science**

African Studies, Antique Cultures, Applied Ethics, Applied Ethics (Philosophy), Applied Social Sciences, Archives and Records Management, Decision Making, Documentation and Development, Eastern Cape Studies, Environment and Society, Gender Studies, Health Ethics, Heritage Studies, Information Management, Information Science, Information Studies, Inter-Cultural Communication, International Affairs, International Research Ethics, International Studies, Knowledge Development, Librarianship, Library and Information Science, Museum and Heritage Studies, Philosophy, Policy Development Studies, Political Science, Social Policy, Social Sciences, Social Sciences Methods, Social Services, Social Work.

**Theology**

Theology, Christian Pastoral Studies, Religion and Culture.

**Veterinary Science**

Veterinary Public Health

## Honours Degrees

**Agriculture**

Agrarian Extension, Agriculture (Biochemistry, Entomology, Microbiology, Rural Development and Planning, Rural Household Development), Agricultural Administration, Agricultural Biotechnology, Agricultural Economics, Agricultural Extension, Agricultural Irrigation Management, Agricultural Management, Agronomy, Animal Science (Animal Breeding, Large Stock Science, Production, Production Management, Nutrition Science, Pig Science, Poultry Science, Product Physiology, Small Stock Science, Wool Science), Crop Protection, Grass Land Science, Food for Communities and Families, Food for Families, Food Processing, Food Production and Processing, Food Science, Food Science and Technology, Forestry, Genetics, Income for Communities, Land Development, Land-Use Planning, Ornamental Horticulture, Pasture Science, Plant Nutrition, Plant Pathology, Plant Production (Agronomy, Horticulture), Plant Protection, Plant Quarantine, Rural Agricultural Development, Soil Science, Sustainable Ecology Management, Sustainable Insect Management, Sustainable Plant Genetic Resource Management, Weed Science, Wildlife Management, Wood Work.

**Architecture and Built Environment**

Architecture, Architectural Studies, Construction, Construction Management, Land and Property Development Management, Property Studies, Quantity Surveying, Urban and Regional Development.

**Arts and Fine Arts**

Drama, Film Studies, Musicology, Music, Music Education, Music Technology, Performing Art, Theatre, Visual Studies.

## **Business and Management Sciences and Planning**

Accountancy, Accounting, Accounting Sciences, Actuarial Science, Administration in Business Management, Agribusiness Management, Applied Econometrics, Auditing, Business Management, Business Information Systems, Commerce, Community Development Studies, Cost and Management Accounting, Development Studies, Econometrics, Economics, Economic Policy Analysis, Ecotourism, Financial Economics and Investment, Financial Management, Financial Modelling, Human Resource Management, Industrial Psychology, Industrial Society and Labour Studies, Internal Auditing, Investment, Investment Management, Logistics, Management, Management Accounting, Marketing, Marketing Management, Marketing Supply Chain Management, Money and Banking, Personnel Leadership, Real Estate, Recreation, Small Business Development Studies, Sport and Recreation Management, Supply Chain Management, Operations Research, Quantitative Management, Statistics, Taxation, Tourism Management, Transport Economics.

## **Computer Science, Information Technology and Information Sciences**

Computer Science, Computer Information Systems, Computing, Data Mining, Information Systems.

## **Dentistry**

Dental Science

## **Education**

Adult and Community Education and Training, Adult Education, Assessment and Quality Assurance, Astronomy Education, Chemistry Education, Community Education, Computer Integrated Education, Computing Education, Curriculum Design and Development, Curriculum and Instruction Design and Development, Curriculum Studies, Early Childhood Development, Educational Administration and Technology, Educational Leadership and Management Development, Education Management, Educational Management, Education Law, Education Policy Studies, Educational Psychology, English Teaching, Environmental Education, Governance in Education, Learning Support, Non-Mother-Tongue Teaching, Professional Curriculum Studies, Further Education and Training (FET) Specialisation, General Education and Training (GET) Specialisation, GET: Foundation Phase, GET: Intermediate/Senior Phase, Life Science Education, Mathematics Education, Science Education, Physical Education, Physics Education, Science Education, Special Needs Education, Technology Education.

## **Engineering**

Agricultural Engineering, Bio-Engineering, Chemical Engineering, Computer Engineering, Control Engineering, Corrosion Engineering, Electrical Engineering, Electronic Engineering, Environmental Engineering, Geotechnical Engineering, Industrial Engineering, Mechanical Engineering, Metallurgical Engineering, Micro-Electronics, Mining Engineering, Software Engineering, Structural Engineering, Transportation Engineering, Urban Engineering, Water Resources Engineering, Water Utilization Engineering, Quality Assurance and Reliability, Technology Management.

## **Family Ecology and Consumer Sciences**

Clothing Management, Clothing Marketing, Consumer Sciences, Food Management, Home Economics, Merchandise Management, Settlement Studies.

## **Health**

Biokinetics, Clinical Nursing, Critical Care, Dietetics, Haematology, Health Studies, HIV/AIDS, Human Genetics, Human Movement Sciences, Immunology, Medicine and Surgery, Medical Criminality, Medical Immunology, Medical Microbiology, Medical Nuclear Science, Medical Physics Medical Science, Medical Sciences Anatomy, Medical Sciences Bio-Engineering, Medical Virology, Midwifery and Neonatal Care, Neurology, Nursing Administration, Nursing Education, Nursing Management, Nursing Science, Orthopaedics, Paediatrics, Pharmacology, Physiology, Physiotherapy, Psychiatry, Quantitative Health Science, Radiation Therapy, Radiological Therapy, Radiography (Angiography, Computer Tomography, Diagnostic General, Nuclear Medicine), Sport Science, Vocational Rehabilitation.



## **Languages, Journalism and Communication**

African Languages, African Non-Mother-Tongue Teaching, Afrikaans, Ancient Languages and Cultures, Arabic, Applied Language Studies, Applied Linguistics, Augmentative and Alternative Communication, Classical Hebrew, Communication, Communication Management, Communication Science, Corporate Communication, Culture and Media Studies, English, English Language Teaching and Literary Studies, English Linguistics, English Literature, English Studies, European Languages, General Literary Theory, French Teaching, French Language and Literature, German Language and Literature, Integrated Marketing Communication, IsiNdebele, Italian Language and Literature, Journalism, Languages, Language Practice, Language Studies, Linguistics, Media Studies, Modern European Languages, Modern Hebrew, Nguni, Sotho, Pan-African Literatures, Portuguese, Professional Writing, Romance Languages, Russian, Sesotho, Semitic Languages, SiSwati, Spanish, Sociolinguistics, Theory of Literature, Translation Studies, Xhosa.

## **Law**

Criminal Justice

## **Medicine**

Aerospace Medicine, Chemical Pathology, Haematology, Medical Oncology, Medicine, Radiation Oncology.

## **Psychology**

Industrial Psychology, Industrial and Organisational Psychology, Psychology, Sport Psychology.

## **Public Management and Services**

Auditing (Public Sector), Community Development, Criminology, Criminal Justice, Development, Industrial Psychology for the Public Sector, International Politics, International Relations, Municipal Administration, Police Science, Political Science, Public Administration, Public Accounting, Public Economics, Public Logistics, Public Management, Public Sector Transport Economics, Rural Development, Statistics for the Public Sector.

## **Science**

Actuarial Mathematics, Actuarial Science, Anatomy, Applied Biotechnology, Applied Geology, Applied Mathematics, Astronomy, Astrophysics, Applied Sciences, Behaviour Genetics, Biochemistry, Biodiversity, Bioinformatics, Biology, Biosystems, Biotechnology, Botany, Chemical Technology, Chemistry, Chemistry and Management, Comparative Anatomy, Control, Corrosion, Development Biology, Electronics, Electrotechnics, Entomology, Environment Management, Environmental Monitoring, Environmental Sciences, Environmental Studies, Environmental Technology, Exercise Sciences, Exploration Geophysics, Forensic Genetics, Genetics, Geography, Geography Ecotourism, Geographical Information Systems, Geoinformatics, Geohydrology, Geology, Geotechnics, Human Cell Biology, Human Genetics, Human Histology, Human Physiology, Hydrology, Industrial Systems, Irrigation, Limnology, Macro-Anatomy, Mathematics, Mathematics of Finance, Materials Science, Mathematical Statistics, Mechanics, Medical Bioscience, Metallurgy, Meteorology, Microbiology, Mine Strata Control, Mining Environmental Control Physical Science, Neuro-Anatomy, Nutrition and Food Sciences, Operations Research, Physiological Sciences, Physics, Physiology, Plant Health, Plant Molecular Biology, Plant Pathology, Physical Anthropology, Physics Polymer Technology, Reproductive Biology, Reproductive Biology (Andrology), Quality Assurance and Reliability, Renewable Energy, Sport Sciences, Statistics, Structural Biology, Structural Materials, Structures, Technology Management, Transportation Planning, Water Resources, Water Science, Water Utilization, Wild Life, Wildlife Management, Zoology.

## **Social Science**

African Politics, Africa Studies, Ancient History, Ancient Near Eastern Studies, Anthropology, Applied Ethics, Archaeology, Archival Science, Biblical Archaeology, Classical Studies, Cultural History, Culture Studies, Development Studies, Gender Studies, Heritage and Cultural Tourism, Heritage and Museum Studies, History, Informatics, Information Science, Information Sciences for Development Studies, International Politics, Islamic Studies, Library and Information Studies, Library and Information Sciences, Life Skills And Counselling (HIV and AIDS), Moral and Cultural Studies, Philosophy, Political Dynamics, Political Science, Politics, Politics and International Relationships, Population Studies, Sociology, Social Work, Social Work (Probation Work), Conflict Resolution, Gender Studies, Social Behaviour Studies, Social Behaviour Studies in HIV/AIDS, Sociology, Social Sciences, Social Science Research.

## **Theology**

Biblical Archaeology, Biblical Studies, Church History, Christian Spirituality, Diaconology in Missiology, Diaconology in Youth Work, Judaica, Missiology, New Testament, Old Testament, Practical Theology, Science of Religion and Missiology, Religious Studies, Systematic Theology, Theology, Theological Ethics, Theological Studies.

## **Veterinary Science**

Veterinary Science

## **Masters Degrees**

### **Agriculture**

Agribusiness Management, Agricultural Administration, Agricultural Economics, Agricultural Extension, Agricultural Management, Agriculture, Agronomy, Animal Breeding, Animal Breeding and Genetics, Animal Production, Animal Production Management, Animal Production Physiology, Aquaculture, Biochemistry, Crop Protection, Entomology, Environmental Management, Food Processing, Food Production, Food Science and Technology, Food Sciences, Food Technology, Forestry, Game Ranch Management, Genetics, Home Economics, Horticulture, Integrated Pest and Disease Management, Land and Agricultural Studies, Land Development, Land-Use Planning, Large Animal Stock Sciences, Livestock Nutrition, Meat Science, Mechanized Agriculture, Microbiology, Nutrition Sciences, Ornamental Horticulture, Pasture Science, Pest and Disease Management, Pig Sciences, Plant Biotechnology, Plant Breeding, Plant Pathology, Plant Production, Plant Protection, Plant Quarantine, Postharvest Technology, Poultry Sciences, Rural Development and Ecotourism, Rural Development Planning, Rural Engineering Technology, Rural Household Development, Small Stock Animal Sciences, Soil Science, Soil Science and Plant Nutrition, Sustainable Agriculture, Sustainable Ecological Management, Sustainable Insect Management, Sustainable Genetic Resource Management, Weed Science, Wildlife Management, Wood Sciences.

### **Architecture and Built Environment**

Architectural Technology, Architecture, Building, Building Management, Building Project Management, Built Environment, City Planning and Urban Design, Construction Economics, Construction Economics and Management, Construction Management, Development Planning, Environmental Planning, Environmental Planning (Urban Design), Housing, Housing Development and Management, Land and Property Development Management, Landscape Architecture, Project Management, Quantity Surveying, Real Estate, Surveying, Town and Regional Planning, Urban and Regional Planning, Urban Design, Urban Infrastructure, Design and Management, Urban Renewal.

### **Arts and Fine Arts**

Ceramic Design, Ceramics Technology, Clothing Design, Dance, Design, Drama, Drama (Performance), Dramatic Art, Fashion, Film Studies, Fine Art, Graphic Design, History of Art, Industrial Design, Interior Design, Media Studies, Motion Picture Production, Music, Music Composition, Music Education, Music Technology, Music Therapy, Musical Theatre, Musicology, Performing Art, Performing Arts Technology, Photography, Piano Didactics, Rock Art Studies, Textile Design and Technology, Theatre Arts, Visual Arts, Visual Studies.

### **Business and Management Sciences and Planning**

Accounting, Accounting Science, Actuarial Science, Adventure Tourism Management, Applied Econometrics, Auditing, Banking, Business Administration, Business Information System, Business Leadership, Business Management, Business Science, Clothing, Commercial Administration, Comparative Local Development, Computer Auditing, Cost and Management Accounting, Development Finance, Development Management, Development Planning, Development Studies, Econometrics, Economic Management Analysis, Economic Policy, Economic Policy Analysis, Economics, Economy of Trade and Investment, Ecotourism Management, Entrepreneurship, Environmental Management, Financial Economics and Investment, Financial Engineering, Financial Management, Financial Management Sciences, Financial Markets, Food and Beverage Management, Food Service Management, Heritage and Cultural Tourism, Hospitality Management, Hotel and Tourism Management, Human Resources Development, Industrial Administration, Industrial and Organisational

Psychology, Insurance Science, Internal Auditing, Labour Relations Management, Leadership Studies, Logistics, Management, Management Accounting, Marketing, Marketing Management, Money and Banking, Office Management and Technology, Operations Management, Operations Research, Organisational Leadership, Parks and Recreation Management, Personnel Leadership, Personnel Management, Planning, Production and Operations Management, Production Management, Quantitative Management, Real Estate, Recreation and Sport Management, Retail Business Management, Sport Management, Taxation, Tourism, Tourism and Hospitality Management, Tourism Development, Tourism Management, Transport Economics, Transport Studies.

### **Computer Science, Information Technology and Information Sciences**

Computer Science, Computer Systems, Computing, Computing Education, Informatics, Information Communication and Technology Policy and Regulation, Information Management, Information Networks, Information Systems, Information Technology, Knowledge Management, Professional Practice in Information Technology.

### **Dentistry**

Community Dentistry, Dental Technology, Dentistry, Facial and Oral Radiation, Facial and Oral Surgery, Maxillofacial and Oral Radiology, Odontology, Oral Pathology, Oral Surgery, Orthodontics, Periodontics and Oral Medicine, Prosthodontics.

### **Education**

Adult and Community Education and Training, Adult Education, Assessment and Quality Assurance in Education and Training, Cognitive Education, Comparative Education, Computer Assisted Education, Computer-Integrated Education, Counselling, Curriculum and Instruction Design and Development, Curriculum Studies, Early Childhood Development, Early Childhood Intervention, Education, Education for Community Development, Education in Didactics, Education Management, Law and Policy, Educational Guidance and Counselling, Educational Leadership, Educational Management, Educational Policy, Educational Psychology, Educational Technology, Educator Professional Development, Environmental Education, Geography Education, Guidance, Higher Education Studies, History of Education, Inclusive Education, Learning Support, Mathematics Education, Maximising Potential in Education and Training, Natural Sciences Education, Open and Distance Learning, Orthopedagogics, Orthopedagogics, Philosophy of Education, Policy Studies, Post School Education (Bridging), Relationship of Authority in Education, School Counselling, Science Education, Sociopedagogics, Special Needs Education, Subject Didactics, Technology Education.

### **Engineering**

Agricultural Engineering, Bio-Engineering, Chemical Engineering, Civil Engineering (Water), Computer Engineering, Control Engineering, Corrosion Engineering, Electrical Engineering, Electronic Engineering, Engineering and Environmental Geology, Engineering Geology, Engineering Management, Engineering Project Management, Engineering Sciences, Engineering Surveying, Environmental Engineering, Geotechnical Engineering, Industrial Engineering, Mechanical Engineering, Mechatronics, Metallurgical Engineering, Metallurgy and Materials, Micro-Electronic Engineering, Mineral Engineering, Mining Engineering, Quality, Software Engineering, Structural Engineering, Technology Management, Transportation Engineering, Urban Engineering, Water Resources Engineering, Water Utilization Engineering.

### **Family Ecology and Consumer Sciences**

Applied Human Nutrition, Child and Family Studies, Child Care and Protection, Clothing Management, Consumer Science, Development, Food and Beverage Management, Food and Consumer Sciences, Food and Nutrition, Food Management, Home Economics, Hospitality Management, Housing, Human Ecology, Interior Merchandise Management, Merchandise Management, Nutrition, Nutrition Management, Public Nutrition, Settlement Management.

### **Health**

Andrology, Audiology, Biomedical Technology, Chiropractic, Clinical Nursing, Clinical Pharmacology, Clinical Technology, Communication Pathology (Speech Language), Community Health, Critical Care and Trauma, Dental Technology, Dietetics, Emergency Medical Care, Environmental Health, Epidemiology, Genetic

Counselling, Gynaecology, Hand Rehabilitation, Hand Therapy, Health and Welfare Management, Health Care, Health Professions Education Structure, Health Promotion, Health Sciences, Health Sciences Education, Health Studies, Homoeopathy, Human Molecular Biology, Human Movement Science, Infectious Diseases, Internal Medicine, Maternity Child Health, Medical Administration, Medical Anthropology, Medical Criminalistics, Medical Immunology, Medical Information, Medical Sciences, Medical Virology, Medicine, Medicine Specialisation in Critical Care, Mental Health, Neuro-Surgery, Neurology, Nursing, Nursing Education, Nursing Management, Nursing Science, Nutrition, Obstetrics, Occupational and Environmental Health, Occupational Science, Occupational Therapy, Optometry, Orthopaedics, Paediatrics, Pathology, Pharmaceutical Sciences, Pharmacology, Pharmacy, Physical Education, Physiotherapy, Podiatry, Psychiatry, Public Health, Quantitative Health Science, Radiation (Diagnostics, Therapy, Nuclear Medicine), Radiation Oncology, Radiography, Reproductive Biology, Somatology, Speech and Language Pathology, Speech Pathology, Sports Medicine, Surgery.

### **Languages, Journalism and Communication**

African Languages, African Linguistics, Afrikaans, Ancient Languages, Applied Language Studies, Applied Linguistics, Arabic, Augmentation and Alternative Communication, Business Communication, Communication, Communication Management, Communication Pathology, Communication Science, Communication Studies, Contemporary English Studies, Corporate and Marketing Communication, Corporate Communication, Development Communication, Document Design and Text Editing, English, French, German, Greek, Integrated Marketing, Integrated Marketing Communication, International Communication, IsiNdebele, IsiZulu, Italian, Journalism, Judaica, Language and Communication, Afrikaans, Language Management, Language Practice, Language Studies, Language Technology, Latin, Lexicography, Linguistics, Literary Theory, Media Studies, Modern Hebrew, Multimedia, Nguni, Pan-African Literatures, Portuguese, Public Relations, Public Relations Management, Romance Languages, Russian, Semitic Languages, Sepedi, Sesotho, Sesotho Literature, Setswana, Sociolinguistics, Spanish, Strategic Communication, Teaching African Non-Mother-Tongue, Theory of Literature, Translation, Translation Studies, Xhosa.

### **Law**

Administrative Law, Business Law, Child Care and Protection, Child Law, Company Law, Constitutional Law, Corporate Law, Criminal Justice, Criminal Law, Environmental Law, Financial Planning Law, Foundations and Theory of Law, Human Rights and Constitutional Practice, Human Rights and Democratization in Africa, Human Rights Law, Insolvency Law, Intellectual Property Law, International Economic Law, International Human Rights Law, International Law, International Trade and Investment Law in Africa, Labour Law, Law of Business Entities, Law of Contract, Maritime Law, Maritime Studies, Medical Law, Mercantile Law, Private Law, Procedural Law, Property Law, Public Law, Reproductive and Sexual Rights, Tax Law.

### **Medicine**

Advanced Hepatology and Transplanting, Allergology, Anaesthesia, Anaesthesiology, Anatomical Pathology, Anaesthesia (Critical Care), Biomedical Forensic Science, Cardio-Thoracic Surgery, Chemical Pathology, Child and Adolescent Psychiatry, Clinical Pathology, Clinical Paediatric Surgery, Clinical Pharmacology, Community Dentistry, Community Health, Critical Care, Dental Surgery, Dermatology, Diagnostic Radiology, Emergency Medicine, Endocrinology and Metabolism, Facial Surgery, Facial Surgery-Dentistry, Facial Surgery-Medicine, Family Medicine, Forensic Medicine, Forensic Pathology, General Surgery, Geriatrics, Haematology, Internal Medicine, Medical Clinical Science in Transfusion, Medical Genetics, Medical Microbiology, Medical Oncology, Medical Virology, Medicine, Microbiology, Neurological Surgery, Neurology, Neurosurgery, Nuclear Medicine, Obstetrics and Gynaecology, Occupational Medicine, Ophthalmology, Optometry, Oral Medicine, Oral Pathology, Orthodontics, Orthopaedic Surgery, Otorhinolaryngology, Paediatric Forensic Pathology, Paediatric Gastroenterology, Paediatric Surgery, Paediatrics, Paediatrics Medical Genetics, Paediatrics Medical Oncology, Periodontics, Plastic and Reconstructive Surgery, Plastic Surgery, Prosthodontics, Psychiatry, Public Health, Radiation Oncology, Radiological Diagnostics, Somatology, Sport Medicine, Surgery, Surgical Critical Care, Surgical Gastro Enterology, Thoracic Surgery, Urology, Virology.

## **Psychology**

Administration in Industrial Psychology, Applied Psychology, Autism Spectrum Disorders, Clinical Psychology, Community-Based Counselling Psychology, Counselling Psychology, Group Therapy, Industrial Psychology, Medical Applied Psychology, Neuropsychology, Psychology, Research Psychology.

## **Public Management and Services**

Accounting for Public Sector, African Politics, Auditing for Public Sector, Business Administration, Community Police Management, Contact Centre Management, Correctional Services Management, Development Studies, Disaster Management, Entrepreneurship, Government Finances and Auditing, Industrial Psychology for the Public Sector, International Politics, International Relations, Local Governance and Development, Municipal Administration, Penology, Police Science, Policing, Political Science for Public Sector, Public Administration, Public Administration Training Management, Public Economics, Public Labour Relations Management, Public Management, Public Policy, Public Sector Business Management, Public Sector Development Management, Public Sector Economics, Public Sector Logistics, Public Sector Quantitative Management, Security Management, Security Risk Management, Security Studies, Traffic Safety Management, Transport Economics for Public Sector.

## **Science**

Actuarial Sciences, Aerospace Medicine, Agriculture, Analytical Environmental Chemistry, Anatomy, Applied Geology, Applied Mathematics, Applied Mineralogy, Applied Radiation Science, Applied Science, Applied Sciences (Civil, Control, Industrial Systems, Mechanics, Mechanical, Metallurgy, Mining Environment, Urban), Applied Statistics, Aquatic Resource Management, Astronomy, Astronomy Education, Bio Diversity, Biochemistry, Bioinformatics, Biological Systems, Biosystems, Biotechnology, Botany, Cartography, Cell Biology, Chemical Pathology, Chemical Technology, Chemistry, Chemistry Education, Conservation Ecology and Planning, Corrosion, Earth Sciences, Electronics, Electrotechnics, Entomology, Environment and Society, Environmental Ecology, Environmental Economics, Environmental Education, Environmental Health, Environmental Management, Environmental Planning, Environmental Sciences, Environmental Technology, Epidemiology, Exercise Science, Exploration, Geophysics, Explosives Technology, Extraction Metallurgy, Fire Technology, Forensic Investigations, Genetics, Geography, Geoinformatics, Geology, Geotechnics, Human Genetics, Human Physiology, Hydrology, Industrial Systems, Integrated Water Resource Management, Irrigation, Life Science Education, Life Sciences, Mammalogy, Marine Coastal Management, Mathematical Science, Mathematical Statistics, Mathematical Technology, Mathematics, Mathematics Education, Mathematics of Finance, Mechanics, Medical Microbiology, Medical Nuclear Science, Medical Physics, Metallurgy, Meteorology, Microbiology, Microbiology and Plant Pathology, Mine Strata Control, Mineral Resource Management, Mining Environmental Control, Nanoscience, Nature Conservation, Oceanography, Operations Research, Physical Science, Physics, Physics Education, Physiological Sciences, Physiology, Plant Biotechnology, Plant Pathology, Plant Physiology, Polymer Technology, Project Management in Science, Quality Assurance and Reliability, Radiobiology, Renewable Energy, Reproductive Biology, Science Education, Sport and Exercise Technology, Sports Science, Statistics, Statistics Education, Structural Biology, Structural Materials, Structures, Systems and Conservation Evaluation, Technology Education, Technology Management, Transportation Planning, Water Care, Water Resources, Water Utilization, Zoology.

## **Social Science**

Africa Studies, African Politics, African Studies, Ancient History, Ancient Languages and Cultures, Ancient Near Eastern Studies, Anthropology, Applied Ethics, Archaeology, Biblical Archaeology, Child and Youth Care, Classical Studies, Clinical Practice Social Work, Community Development, Community Work, Cultural History, Culture Studies, Demography (Course Work), Development Studies and Conflict Resolution, Diaconology in Social Work, Diplomatic Studies, Employee Assistance Programmes, Environment and Society, Gender Studies, Governance and Political Transformation, Heritage and Museum Studies, Heritage Studies, History, HIV/AIDS Management, Human and Societal Dynamics, Industrial and Social Labour Studies, Industrial Sociology, Information Design (Course Work), Information Science, Information Science (Archival Science, Multimedia, Publishing), International Management, International Politics, International Relations, Islamic Studies, Judaica,

Library and Information Studies, Library Science, Medical Science in Social Work, Medical Social Work, Moral and Cultural Studies, Philosophy, Policy and Development, Policy Studies, Political Policy Studies, Political Science, Politics, Population Studies, Rural Development, Social and Behaviour Studies, Social Behaviour Studies In HIV/AIDS, Social Development and Planning, Social Development and Policy, Social Health Care, Social Policy, Social Research, Social Science (Mental Health, Criminology), Social Work, Social Work (Play Therapy), Social Work Management, Social Work Welfare Policy, Sociology, Strategic Studies, Workplace Ethics.

### **Theology**

Applied Theology, Biblical Studies, Christian Spirituality, Church Ministry, Church History, Diaconology in Missionary, Diaconology in Play Therapy, Diaconology in Youth Work, Divinity, Dogmatics and Christian Ethics, Missiology, New Testament Studies, Old Testament Studies, Pastoral Family Therapy, Practical Theology, Religious Studies, Science of Religion and Missiology, Systematic Theology, Theological Ethics, Theology, Youth Ministry.

### **Veterinary Science**

Anaesthesiology, Bovine Medicine, Cattle Herd Health, Clinical Laboratory Diagnostics, Companion Animal Clinical Studies, Diagnostic Imaging, Equine Medicine, Equine Surgery, Laboratory Animal Science, Ophthalmology, Para-clinical Studies, Pathology, Pharmacology, Pig Herd Health, Poultry Diseases, Production Animal Studies, Small Animal Medicine, Small Animal Surgery, Small Stock Herd Health, Theriogenology, Toxicology, Veterinary Ethology, Veterinary Industrial Pharmacology, Veterinary Public Health, Veterinary Technology, Veterinary Tropical Diseases, Wildlife Diseases.

## **Doctoral Degrees**

### **Agriculture**

Agrarian Extension, Agribusiness Management, Agricultural Economics, Agricultural Management, Agriculture, Agronomy, Animal Production, Animal Production Management, Crop Protection, Food Science, Food Technology, Forestry, Game Ranch Management, Horticultural Science, Land-Use Planning, Mechanized Agriculture, Ornamental Horticulture, Pasture Science, Plant Biotechnology, Plant Nutrition, Plant Production, Plant Protection, Plant Quarantine, Soil Science, Weed Science, Wildlife Management.

### **Architecture and Built Environment**

Architectural Technology, Architecture, Building, Construction Economics, Construction Management, Land and Property Development, Landscape Architecture, Quantity Surveying, Town and Regional Planning, Urban and Regional Planning.

### **Arts and Fine Arts**

Ceramics Technology, Dance, Design, Drama, Fashion, Film Studies, Fine Arts, Graphic Design, History of Art, Interior Design, Literature and Philosophy in Art History, Literature and Philosophy in Musicology, Motion Picture Production, Music, Musicology, Performing Arts Technology, Photography.

### **Business and Management Sciences and Planning**

Accounting, Accounting Sciences, Adventure Tourism Management, Auditing, Business, Business Administration, Business Information Systems, Business Leadership, Business Management, Commerce, Cost and Management Accounting, Development Studies, Econometrics, Economic Sciences, Economics, Entrepreneurship, Environmental Business Management, Financial Management Sciences, Food and Beverage Management, Food Service Management, Human Resources Management, Insurance Science, Internal Auditing, Labour Relations Management, Logistics, Marketing, Marketing Management, Office Management and Technology, Operations Management, Operations Research, Organisational Leadership, Organisational Behaviour, Personnel Leadership, Production Management, Project Management, Public Affairs, Quantitative Management, Real Estate, Recreation and Sport Management, Rural Development and Ecotourism, Statistics, Taxation, Tourism and Hospitality Management, Tourism Management, Transport Economics.

## **Computer Science, Information Technology and Information Sciences**

Computer Science, Computer Systems, Informatics, Information Systems, Information Technology, Knowledge Management.

## **Dentistry**

Dental Technology, Dentistry, Odontology Sciences, Orthodontics.

## **Education**

Adult and Community Education and Training, Assessment and Quality Assurance, Comparative Education, Computer Assisted Education, Computer-Integrated Education, Curriculum and Instructional Design and Development, Curriculum Studies, Didactic Pedagogics, Didactics, Education, Education Management, Education Policy Studies, Educational Guidance and Counselling, Educational Law and Policy, History of Education, Inclusive Education, Learning Support Guidance and Counselling, Mathematics Education, Maximising Potential in Education and Training, Orthodidactics, Orthopedagogics, Philosophy of Education, Preschool Pedagogics, Psychology of Education, Science Education, Socio-pedagogics, Tertiary Didactics.

## **Engineering**

Agricultural Engineering, Chemical Engineering, Civil Engineering, Computer Engineering, Electrical Engineering, Electronic Engineering, Engineering, Engineering and Environment Geology, Engineering Management, Engineering Technology, Environmental Engineering, Industrial Engineering, Mechanical Engineering, Metallurgical Engineering, Mining Engineering, Quality, Rural Engineering Technology, Technology Management, Transportation Engineering, Water Utilization Engineering.

## **Family Ecology and Consumer Sciences**

Clothing Management, Consumer Science Development, Food and Nutrition, Food Management, International Merchandise Management, Nutrition, Settlement Studies, Textile Design and Technology.

## **Health**

Biomedical Technology, Clinical Technology, Community Health, Dietetics, Environmental Health, Epidemiology, Health Professions Education, Health Systems, Homoeopathy, Human Movement Science, Literature and Philosophy in Health Studies, Medical Microbiology, Medical Physics, Medical Virology, Nursing Sciences, Occupational Therapy, Optometry, Pharmaceutical Sciences, Pharmacology, Pharmacy, Philosophy in Nursing, Physiotherapy, Public Health, Radiation Oncology, Radiography, Radiological Diagnostics, Radiological Therapy, Somatology.

## **Languages, Journalism and Communication**

African Languages, Afrikaans, Arabic, Augmentative and Alternative Communication, Business Communication, Communication Management, Communication, English, French, German, Greek, International Communication, Italian, Journalism, Language Practice, Language Studies, Latin, Linguistics, Literary Theory, Literature, Literature and Philosophy, Modern Hebrew, Portuguese, Public Relations Management, Publishing, Russian, Semitic Languages, Sesotho, Spanish, Strategic Communication.

## **Law**

Company Law, Criminal Law, Human Rights, Jurisprudence, Law, Legal History, Mercantile Law, Private Law, Procedural Law, Public Law.

## **Medicine**

Aerospace Medicine, Anaesthesiology, Anatomical Pathology, Chemical Pathology, Communication Pathology, Dermatology, Epidemiology, Family Medicine, Family Practice, Forensic Medicine, Geriatrics, Haematology, Human Genetics, Internal Medicine, Medical Immunology, Medical Nuclear Science, Medical Oncology, Medical Science, Medicine, Neuro Surgery, Neurology, Obstetrics and Gynaecology, Ophthalmology, Orthopaedic Surgery, Otorhinolaryngology, Paediatrics, Pathology, Plastic and Reconstructive Surgery, Psychiatry, Public Health, Sports Medicine, Surgery, Thoracic Surgery, Urology.



## **Psychology**

Clinical Psychology, Consulting Psychology, Educational Psychology, Industrial and Organisational Psychology, Psychology, Psychotherapy.

## **Public Management and Services**

African Politics, Business Economics, Business Management, Contact Centre Management, Criminology, Development Studies, Economics, Governance and Political Transformation, International Politics, International Relations, Labour Relations Management, Land Development, Municipal Administration, Municipal Administration, Penology, Police Science, Policing, Political Science, Public Administration, Public Management, Public Policy and Development Management, Public Relations Management, Public Sector Accounting, Public Sector Auditing, Public Sector Statistics, Quantitative Management, Rural Development Planning, Tourism Management, Transport Economics.

## **Science**

Actuarial Science, Agriculture, Anatomy, Animal Sciences, Applied Mathematics, Applied Statistics, Astronomy, Bio-Systems, Biochemistry, Bioinformatics, Bio-Statistics, Biotechnology, Botany, Chemical Technology, Chemistry, Electricity, Electronics, Engineering Geology, Entomology, Environmental Ecology, Environmental Economics, Environmental Education, Environmental Management, Environmental Sciences, Environmental Studies, Environmental Technology, Exploration Geophysics, Explosives Technology, Extraction Metallurgy, Genetics, Geo informatics, Geography, Geology, Human Physiology, Life Sciences, Mathematical Sciences, Mathematical Statistics, Mathematics, Technology, Mechanics, Metallurgy, Metallurgy and Materials, Meteorology, Microbiology, Microbiology and Plant Pathology, Mining, Nature Conservation, Physical Sciences, Physics, Physiology, Plant Breeding, Plant Pathology, Plant Physiology, Polymer Technology, Reproductive Biology, Reproductive Biology (Andrology), Science, Sport and Exercise Technology, Sport Science, Statistics, Sustainable Ecological Management, Sustainable Insect Management, Technology Management, Water Care, Water Resource Management, Water Utilization, Zoology.

## **Social Science**

African Politics, Ancient History, Anthropology, Archaeology, Astronomy, Classical Studies, Cultural History, Culture Studies, Environment and Society, Folklore Studies, Gender Studies, Heritage and Museum Studies, History, History of Ancient Culture, Humanities, Information Design, Information Science, International Politics, International Relations, Library and Information Studies, Library Science, Near Eastern Studies, Philosophy, Political Science, Politics, Social Science, Social Work, Sociology.

## **Theology**

Biblical and Religious Studies, Biblical Studies, Christian Ethics, Christian Spirituality, Church History, Diaconology in Missionary, Diaconology in Play Therapy, Diaconology in Social Work, Diaconology in Youth Work, Divinity, Judaica, Missiology, Modern Hebrew, New Testament Studies, Old Testament, Old Testament Studies, Pastoral Family Care, Practical Theology, Religious Studies, Science of Religion and Missiology, Science of Religious and Missiology Studies, Systematic Theology, Systematic Theology and Ethics, Theological Ethics, Theology, Youth Ministry.

## **Veterinary Science**

Animal Clinical Studies, Paraclinical Sciences, Production Animal Studies, Veterinary Technology, Veterinary Tropical Diseases.



## Appendix 4:

# Table of figures

Figure 1:	Headcount enrolments by race from 2007 to 2012	3
Figure 2:	Headcount enrolments by gender from 2007 to 2012	3
Figure 3:	Headcount enrolments as a proportional comparison to population headcount by race from 2007 to 2012	4
Figure 4:	Headcount enrolments as a proportional comparison to population headcount by gender from 2007 to 2012	4
Figure 5:	Participation rates by race from 2007 to 2012	5
Figure 6:	Participation rates by gender from 2007 to 2012	5
Figure 7:	Headcount enrolments by age group from 2007 to 2012	6
Figure 8:	Headcount graduates by age group from 2007 to 2012	6
Figure 9:	Headcount enrolments of all non-South African students from 2007 to 2012	7
Figure 10:	Headcount graduates of all non-South African students from 2007 to 2012	7
Figure 11:	Headcount enrolments by mode of delivery from 2007 to 2012	8
Figure 12:	Headcount graduates by mode of delivery from 2007 to 2012	8
Figure 13:	Headcount enrolments by mode of delivery and race for 2007 and 2012	9
Figure 14:	Headcount enrolments by mode of delivery and gender for 2007 and 2012	9
Figure 15:	Headcount graduates by mode of delivery and race for 2007 and 2012	10
Figure 16:	Headcount graduates by mode of delivery and gender for 2007 and 2012	10
Figure 17:	Course success rates by race from 2007 to 2012	11
Figure 18:	Course success rates by gender from 2007 to 2012	11
Figure 19:	Course success rates by qualification level from 2007 to 2012	12
Figure 20:	Course success rates per qualification level by race from 2007 to 2012	12
Figure 21:	Course success rates per qualification level by gender from 2007 to 2012	13
Figure 22:	Headcount enrolments by qualification level from 2007 to 2012	17
Figure 23:	Headcount undergraduate enrolments by qualification type from 2007 to 2012	17
Figure 24:	Headcount undergraduate enrolments by race for 2007 and 2012	18
Figure 25:	Headcount undergraduate enrolments by gender for 2007 and 2012	18
Figure 26:	Headcount of undergraduate qualifications awarded by race for 2007 and 2012	19
Figure 27:	Headcount of undergraduate qualifications awarded by gender for 2007 and 2012	19
Figure 28:	Headcount of postgraduate enrolments by race for 2007 and 2012	20
Figure 29:	Headcount of postgraduate enrolments by gender for 2007 and 2012	20
Figure 30:	Headcount of postgraduate qualifications awarded by race for 2007 and 2012	21
Figure 31:	Headcount of postgraduate qualifications awarded by gender for 2007 and 2012	21
Figure 32:	Headcount doctoral graduates by nationality grouping from 2007 to 2012	22
Figure 33:	Headcount doctoral graduates by age grouping from 2007 to 2012	22
Figure 34:	Headcount enrolments by field of study from 2007 to 2012	25
Figure 35:	Headcount enrolments by field of study and mode of delivery for 2007 and 2012	25
Figure 36:	Headcount enrolments by field of study and race for 2007 and 2012	26
Figure 37:	Headcount enrolments by field of study and gender for 2007 and 2012	26
Figure 38:	Headcount graduates by field of study and race for 2007 and 2012	27
Figure 39:	Headcount graduates by field of study and gender for 2007 and 2012	27
Figure 40:	Course success rate by CESM for 2012	28
Figure 41:	FTE enrolled and completed figures per CESM category for 2012	28
Figure 42:	Course success rate by field of study from 2007 to 2012	29
Figure 43:	FTE enrolments by field of study from 2007 to 2012	29
Figure 44:	FTE completed by field of study from 2007 to 2012	30
Figure 45:	Headcount enrolments by institutional type from 2007 to 2012	33
Figure 46:	Headcount enrolments by institutional type and race for 2007 and 2012	33
Figure 47:	Headcount enrolments by institutional type and gender for 2007 and 2012	34
Figure 48:	Headcount enrolments by institutional type and qualification level for 2007 and 2012	34

Figure 49: Headcount enrolments by institutional type and undergraduate qualifications for 2007 and 2012	35
Figure 50: Headcount enrolments by institutional type and postgraduate qualifications for 2007 and 2012	35
Figure 51: Headcount graduates by institutional type from 2007 to 2012	36
Figure 52: Headcount enrolments at Universities of Technology from 2007 to 2012	36
Figure 53: Headcount enrolments at traditional Universities from 2007 to 2012	37
Figure 54: Headcount enrolments at Comprehensive Universities from 2007 to 2012 (excluding UNISA)	38
Figure 55: Headcount enrolments at UNISA from 2007 to 2012	38
Figure 56: Headcount permanent vs temporary staff members from 2007 to 2012	41
Figure 57: Proportion of permanent vs temporary staff members from 2007 to 2012	41
Figure 58: Headcount overall staff members by race from 2007 to 2012	42
Figure 59: Headcount overall staff by gender for 2007 and 2012	42
Figure 60: Headcount overall staff members by race and employment status for 2007 and 2012	43
Figure 61: Headcount staff in selected personnel categories by race for 2007 and 2012	43
Figure 62: Headcount senior management staff by employment status from 2007 to 2012	44
Figure 63: Proportion of permanent vs temporary senior management staff from 2007 to 2012	44
Figure 64: Headcount senior management staff members by race from 2007 to 2012	45
Figure 65: Headcount senior management staff members by gender from 2007 to 2012	45
Figure 66: Headcount senior management staff members by race and employment status for 2007 and 2012	46
Figure 67: Headcount academic staff members by employment status from 2007 to 2012	46
Figure 68: Proportion of permanent vs temporary academic staff members from 2007 to 2012	47
Figure 69: Headcount academic staff members by race from 2007 to 2012	47
Figure 70: Headcount academic staff members by gender from 2007 to 2012	48
Figure 71: Headcount academic staff members by race and employment status for 2007 and 2012	48
Figure 72: Headcount academic staff by race and qualification level for 2007 and 2012	49
Figure 73: Headcount all academic staff by gender and qualification level for 2007 and 2012	49
Figure 74: Headcount permanent academic staff by race and qualification level for 2007 and 2012	50
Figure 75: Headcount permanent academic staff by gender and qualification level for 2007 and 2012	50
Figure 76: Headcount academic staff members by age grouping from 2007 to 2012	51
Figure 77: Headcount permanent academic staff members by age grouping from 2007 to 2012	51
Figure 78: Headcount administrative staff members by employment status from 2007 to 2012	52
Figure 79: Proportion of permanent vs temporary administrative staff members from 2007 to 2012	52
Figure 80: Headcount administrative staff members by race from 2007 to 2012	53
Figure 81: Headcount administrative staff members by gender from 2007 to 2012	53
Figure 82: Headcount administrative staff members by race for 2007 and 2012	54
Figure 83: Headcount service staff members by employment status from 2007 to 2012	54
Figure 84: Proportion of permanent vs temporary service staff members from 2007 to 2012	55
Figure 85: Headcount service staff members by race from 2007 to 2012	55
Figure 86: Headcount service staff members by gender from 2007 to 2012	56
Figure 87: Headcount service staff members by employment status and race for 2007 and 2012	56
Figure 88: FTE Student : Staff ratio from 2007 to 2012	57
Figure 89: Headcount Student : Staff ratio for permanent and temporary academic staff together and permanent academic staff only from 2007 to 2012	57
Figure 90: FTE Student : Staff ratio by field of study from 2007 to 2012	58
Figure 91: Throughput rates for 360-credit diplomas with first year of enrolment in 2007 (excluding UNISA)	61
Figure 92: Throughput rates by race for 360-credit diplomas with first year of enrolment in 2007 (excluding UNISA) – non-accumulative	61
Figure 93: Throughput rates by race for 360-credit diplomas with first year of enrolment in 2007 (excluding UNISA) – accumulative	62
Figure 94: Throughput rates for 3-year degrees with first year of enrolment in 2007 (excluding UNISA)	62
Figure 95: Throughput rates by race for 3-year degrees with first year of enrolment in 2007 (excluding UNISA) – non-accumulative	63

Figure 96: Throughput rates by race for 3-year degrees with first year of enrolment in 2007 (excluding UNISA) – accumulative	63
Figure 97: Throughput rates for 4-year degrees with first year of enrolment in 2007 (excluding UNISA)	64
Figure 98: Throughput rates by race for 4-year degrees with first year of enrolment in 2007 (excluding UNISA) – non-accumulative	64
Figure 99: Throughput rates by race for 4-year degrees with first year of enrolment in 2007 (excluding UNISA) – accumulative	65
Figure 100: Percentage of the 2007 cohort doing 360-credit diplomas that graduated in 6 years i.e. by 2012	65
Figure 101: Headcount of the 2007 cohort doing 360-credit diplomas that graduated in 6 years i.e. by 2012	66
Figure 102: Throughput rates for 360-credit diplomas (Arts, Fine Arts & Communication) with first year of enrolment in 2007 (excluding UNISA)	66
Figure 103: Throughput rates for 360-credit diplomas (Business & Management Sciences) with first year of enrolment in 2007 (excluding UNISA)	67
Figure 104: Throughput rates for 360-credit diplomas (Computer Science, Information Technology & Information Systems) with first year of enrolment in 2007 (excluding UNISA)	67
Figure 105: Throughput rates for 360-credit diplomas (Engineering) with first year of enrolment in 2007 (excluding UNISA)	68
Figure 106: Throughput rates for 360-credit diplomas (Health) with first year of enrolment in 2007 (excluding UNISA)	68
Figure 107: Throughput rates for 360-credit diplomas (Public Management & Services) with first year of enrolment in 2007 (excluding UNISA)	69
Figure 108: Percentage of the 2007 cohort doing 3-year degree that graduated in 6 years i.e. by 2012	69
Figure 109: Headcount of the 2007 cohort doing a 3-year degree that graduated in 6 years i.e. by 2012	70
Figure 110: Throughput rates for 3-year degrees (Architecture & Built Environment) with first year of enrolment in 2007 (excluding UNISA)	70
Figure 111: Throughput rates for 3-year degrees (Arts and Fine Arts) with first year of enrolment in 2007 (excluding UNISA)	71
Figure 112: Throughput rates for 3-year degrees (Business & Management Sciences) with first year of enrolment in 2007 (excluding UNISA)	71
Figure 113: Throughput rates for 3-year degrees (Public Management & Services) with first year of enrolment in 2007 (excluding UNISA)	72
Figure 114: Throughput rates for 3-year degrees (Science) with first year of enrolment in 2007 (excluding UNISA)	72
Figure 115: Percentage of the 2007 cohort doing 4-year degrees that graduated in 6 years i.e. by 2012	73
Figure 116: Headcount of the 2007 cohort doing 4-year degrees that graduated in 6 years i.e. by 2012	73
Figure 117: Throughput rates for 4-year degrees (Business & Management Sciences) with first year of enrolment in 2007 (excluding UNISA)	74
Figure 118: Throughput rates for 4-year degrees (Education) with first year of enrolment in 2007 (excluding UNISA)	74
Figure 119: Throughput rates for 4-year degrees (Engineering) with first year of enrolment in 2007 (excluding UNISA)	75
Figure 120: Throughput rates for 4-year degrees (Health) with first year of enrolment in 2007 (excluding UNISA)	75
Figure 121: Throughput rates for 4-year degrees (Law) with first year of enrolment in 2007 (excluding UNISA)	76
Figure 122: Throughput rates for 4-year degrees (Social Sciences) with first year of enrolment in 2007 (excluding UNISA)	76
Figure 123: Throughput within regulation time up to n+2 years for 360-credit diplomas, 3-year degrees, 4-year degrees and weighted national rate with first enrolment in 2007 (excluding UNISA)	77
Figure 124: Non-accumulative throughput comparisons of 2005, 2006 and 2007 cohorts finishing within regulation time up to n+2 years for 360-credit diplomas, 3-year degrees, 4-year degrees and weighted national rate (excluding UNISA)	77

Figure 125: Accumulative throughput comparison of 2005, 2006 and 2007 cohorts finishing within regulation time up to n+2 years for 3-year diplomas, 3-year degrees, 4-year degrees and weighted national rate (excluding UNISA)	78
Figure 126: Throughput comparison of 2005, 2006 and 2007 cohorts from regulation time up to n+3 years for 360-credit diplomas (excluding UNISA)	78
Figure 127: Throughput comparison of 2005, 2006 and 2007 cohorts from regulation time up to n+3 years for 3-year degrees (excluding UNISA)	79
Figure 128: Throughput comparison of 2005, 2006 and 2007 cohorts from regulation time up to n+3 years for 4-year degrees (excluding UNISA)	79
Figure 129: Throughput rates at UNISA for 360-credit diplomas with first year of enrolment in 2005	80
Figure 130: Throughput rates at UNISA for 3-year degrees with first year of enrolment in 2005	80
Figure 131: Throughput rates at UNISA for 4-year degrees with first year of enrolment in 2005	81
Figure 132: Throughput rates for PG diplomas or certificates with first year of enrolment in 2007 (excluding UNISA)	81
Figure 133: Percentage of the 2007 cohort doing postgraduate diplomas or certificates that graduated in 3 years i.e. by 2009 (excluding UNISA)	82
Figure 134: Headcount of the 2007 cohort doing postgraduate diplomas or certificates that graduated in 3 years i.e. by 2009 (excluding UNISA)	82
Figure 135: Percentage of the 2007 cohort doing Honours that graduated in 3 years i.e. by 2009	83
Figure 136: Headcount of the 2007 cohort doing Honours that graduated in 3 years i.e. by 2009	83
Figure 137: Throughput rates for Honours with first year of enrolment in 2007 (excluding UNISA)	84
Figure 138: Throughput rates for coursework Masters with first year of enrolment in 2007 (excluding UNISA)	84
Figure 139: Percentage of the 2007 cohort doing coursework Masters that graduated in 4 years i.e. by 2010	85
Figure 140: Headcount of the 2007 cohort doing coursework Masters that graduated in 4 years i.e. by 2010	85
Figure 141: Percentage of the 2007 cohort doing research Masters that graduated in 4 years i.e. by 2010	86
Figure 142: Headcount of the 2007 cohort doing research Masters that graduated in 4 years i.e. by 2010	86
Figure 143: Throughput rates for research Masters with first year of enrolment in 2007 (excluding UNISA)	87
Figure 144: Throughput rates for Doctoral degrees with first year of enrolment in 2007 (excluding UNISA)	87
Figure 145: Percentage of the 2007 cohort doing Doctoral degrees that graduated in 6 years i.e. by 2012	88
Figure 146: Headcount of the 2007 cohort doing Doctoral degrees that graduated in 6 years i.e. by 2012	88
Figure 147: Funding allocated to universities in real and nominal terms for 2007/08 to 2012/13	91
Figure 148: Funding allocated to universities as a percentage of GDP and of state budget respectively from 2007/08 to 2012/13	91
Figure 149: Proportion of block to earmarked funding (including NSFAS allocation) from 2007/08 to 2012/13	92
Figure 150: Proportion of block to earmarked funding (excluding NSFAS allocation) from 2007/08 to 2012/13	92
Figure 151: Disaggregated funding for NSFAS, teaching grants, research grants and other grants from 2007/08 to 2012/13	93
Figure 152: NSFAS funding sources from 2007/08 to 2012/13	93
Figure 153: Average full cost of study showing the percentage cost of tuition from 2007 to 2012	94
Figure 154: Proportional disaggregation of institutional funding per source from 2007/08 to 2012/13	94
Figure 155: Proportion of Institutional funding per source and institution from 2007/08 to 2012/13	95
Figure 156: Proportion of Institutional funding per source and institutional type from 2007/08 to 2012/13	95
Figure 157: Research output units by publication type from 2007 to 2012	96
Figure 158: Value of the research output and research development unit from 2007/08 to 2012/13	96
Figure 159: Percentage research output units (all publication types) by broad field from 2010 to 2012	97
Figure 160: Percentage research output units (all publication types) by CESM for 2012	97
Figure 161: Research output units per capita by institution for 2008 and 2012	98



